



# A multi-dimensional search for new heavy resonances decaying to boosted $WW$ , $WZ$ , or $ZZ$ boson pairs in the dijet final state at 13 TeV

The CMS Collaboration\*

## Abstract

A search in an all-jet final state for new massive resonances decaying to  $WW$ ,  $WZ$ , or  $ZZ$  boson pairs using a novel analysis method is presented. The analysis is performed on data corresponding to an integrated luminosity of  $77.3 \text{ fb}^{-1}$  recorded with the CMS experiment at the LHC at a centre-of-mass energy of 13 TeV. The search is focussed on potential resonances with masses above 1.2 TeV, where the decay products of each  $W$  or  $Z$  boson are expected to be collimated into a single, large-radius jet. The signal is extracted using a three-dimensional maximum likelihood fit of the two jet masses and the dijet invariant mass, yielding an improvement in sensitivity of up to 30% relative to previous search methods. No excess is observed above the estimated standard model background. In a heavy vector triplet model, spin-1  $Z'$  and  $W'$  resonances with masses below 3.5 and 3.8 TeV, respectively, are excluded at 95% confidence level. In a narrow-width bulk graviton model, upper limits on cross sections are set between 27 and 0.2 fb for resonance masses between 1.2 and 5.2 TeV, respectively. The limits presented in this paper are the best to date in the dijet final state.

*Submitted to the European Physical Journal C*



## 1 Introduction

The standard model (SM) of particle physics has been exceptionally successful in accommodating a multitude of experimental measurements and observations, yet it falls short in a variety of aspects. These shortcomings motivate theoretical extensions of the SM that typically introduce new particles, which could be created in proton-proton (pp) collisions at the CERN LHC. In this analysis, we test theoretical models that predict new heavy resonances that decay to pairs of vector bosons ( $W$  and  $Z$  bosons, collectively referred to as  $V$  bosons). These models usually aim to clarify open questions in the SM such as the large difference between the electroweak and the Planck scales. We consider the bulk scenario of the Randall–Sundrum (RS) model with warped extra dimensions [1–5], where the spin-2 bulk graviton has an enhanced branching fraction to massive particles, and the heavy vector triplet (HVT) framework [6], which serves as a generalisation of models predicting spin-1 resonances.

No significant deviations from the SM background expectation have been observed in previous searches by the CMS Collaboration for such particles in the  $VV$  [7–11] and  $VH$  [12–17] channels, where  $H$  denotes the Higgs boson. Similar results were obtained independently by the ATLAS Collaboration in  $VV$  [18–23] and  $VH$  [24–26] resonance searches. In addition, statistical combinations of diboson and leptonic decay channels of the 2016 data set [27, 28] have been performed, which extend the exclusion regions of the individual analyses. Lower limits on the masses of these resonances have been set at the TeV scale. The search presented here focusses on resonances with masses above 1.2 TeV, in the decays of which the vector bosons are produced at high Lorentz boost. Because of the large boost of the vector bosons, their decay products are merged into single, large-radius jets, leading to dijet final states. These jets are identified through dedicated jet substructure algorithms. Compared to previous analyses in this final state [7, 10, 21, 23, 25, 29], an improved background estimation and signal extraction procedure based on a three-dimensional (3D) maximum likelihood fit is employed, increasing the sensitivity of the analysis. The method can be applied to any search with final states expected to cause resonant behaviour in three observables, whereas previous methods used solely the invariant mass of the final decay products as the search variable. The improved sensitivity and scope has motivated a reanalysis of the pp collision data collected by the CMS experiment during the 2016 data taking period, as well as a first analysis of the 2017 data set, corresponding to a total integrated luminosity of  $77.3 \text{ fb}^{-1}$  at a centre-of-mass energy of 13 TeV.

## 2 The CMS detector

The central feature of the CMS apparatus is a superconducting solenoid of 6 m internal diameter, providing a magnetic field of 3.8 T. Within the solenoid volume are a silicon pixel and strip tracker, a lead tungstate crystal electromagnetic calorimeter, and a brass and scintillator hadron calorimeter, each composed of a barrel and two endcap sections. Forward calorimeters extend the pseudorapidity ( $\eta$ ) coverage provided by the barrel and endcap detectors. Muons are detected in gas-ionization chambers embedded in the steel flux-return yoke outside the solenoid. A more detailed description of the CMS detector, together with a definition of the coordinate system used and the relevant kinematic variables, can be found in Ref. [30].

Events of interest are selected using a two-tiered trigger system [31]. The first level, composed of custom hardware processors, uses information from the calorimeters and muon detectors to select events at a rate of around 100 kHz within a time interval of less than  $4 \mu\text{s}$ . The second level, known as the high-level trigger, consists of a farm of processors running a version of the full event reconstruction software optimized for fast processing, and reduces the event rate to

around 1 kHz before data storage.

### 3 Simulated events

The resonances associated with the considered phenomenologies are the bulk gravitons ( $G_{\text{bulk}}$ ) generated for the bulk scenario [3–5] of the RS model of warped extra dimensions [1, 2], and the heavy new bosons ( $W'$  and  $Z'$ ) that can be part of a heavy vector triplet [6] or can be mass degenerate as a vector singlet [32, 33].

The bulk graviton model is characterized by two free parameters: the mass of the first Kaluza–Klein (KK) excitation of a spin-2 boson (the KK bulk graviton), and the ratio  $\tilde{\kappa} = \kappa/\bar{M}_{\text{Pl}}$ , with  $\kappa$  being the unknown curvature scale of the extra dimension and  $\bar{M}_{\text{Pl}} = M_{\text{Pl}}/\sqrt{8\pi}$  the reduced Planck mass. A scenario with  $\tilde{\kappa} = 0.5$  is considered in this analysis, as motivated in Ref. [34].

The HVT framework generically represents a large number of models predicting additional gauge bosons, such as the composite Higgs [35–39] and little Higgs [40, 41] models. The specific models are formulated in terms of a few parameters: two coefficients  $c_{\text{F}}$  and  $c_{\text{H}}$ , that scale the couplings of the additional gauge bosons to fermions; to the Higgs boson and longitudinally polarized SM vector bosons, respectively, and  $g_{\text{V}}$ , representing the typical strength of the new vector boson interaction. For the analysis presented here, samples were simulated in the HVT model B, corresponding to  $g_{\text{V}} = 3$ ,  $c_{\text{H}} = -0.98$ , and  $c_{\text{F}} = 1.02$  [6]. For these parameters, the new resonances are narrow and have large branching fractions to vector boson pairs, while the fermionic couplings are suppressed.

We further restrict the analysis to the narrow-width approximation, i.e. the natural width of the resonance is negligible when compared to the detector resolution. This makes our modelling of the detector effects on the signal shape independent of the actual model used for generating the events. All simulated samples are produced with a relative resonance width of 0.1%, in order to be within the validity of the narrow-width approximation. Monte Carlo (MC) simulated events of the bulk graviton and HVT signals are generated at leading-order (LO) in quantum chromodynamics (QCD) with MADGRAPH5\_aMC@NLO versions 2.2.2 and 2.4.3 [42] and hadronization showering is simulated with PYTHIA versions 8.205 and 8.230 [43], for 2016 and 2017 detector conditions, respectively. The NNPDF 3.0 [44] LO parton distribution functions (PDFs) are used together with the CUETP8M1 [45] and CP5 [46] underlying event tunes in PYTHIA for 2016 and 2017 conditions, respectively.

Simulated samples of the SM background processes are used to optimize the analysis and create background templates, as described in Section 5. The QCD multijet production is simulated with four generator configurations: PYTHIA only, the LO mode of MADGRAPH5\_aMC@NLO [47] matched and showered with PYTHIA, POWHEG [48–51] matched and showered with PYTHIA, and HERWIG++ 2.7.1 [52] with the CUETHS1 tune [45]. Top quark pair production is modelled at next-to-LO (NLO) with POWHEG [53], showered with PYTHIA. To calculate systematic uncertainties related to the vector boson tagging efficiency, two additional simulated samples of top quark production at LO are used: one generated with MADGRAPH5\_aMC@NLO and interfaced with PYTHIA, and the second one generated and showered with PYTHIA. The production of  $W$ +jets and  $Z$ +jets ( $V$ +jets) is simulated at LO with MADGRAPH5\_aMC@NLO matched and showered with PYTHIA. The same underlying event tune as for the signal samples is used for those of the background. Two corrections dependent on the transverse momentum ( $p_{\text{T}}$ ) [54, 55] are applied to the  $V$ +jets backgrounds to correct the  $p_{\text{T}}$ -distribution of the vector bosons computed at LO in QCD to the one predicted at NLO in QCD, and to account for electroweak effects at high  $p_{\text{T}}$ . The NNPDF 3.1 [56] next-to-NLO (NNLO) PDFs are employed for simulated  $V$ +jets

events with the 2017 data taking conditions.

All samples are processed through a GEANT4-based [57] simulation of the CMS detector. To simulate the effect of additional pp collisions within the same or adjacent bunch crossings (pileup), additional inelastic events are generated using PYTHIA and superimposed on the hard-scattering events. The MC simulated events are weighted to reproduce the distribution of the number of reconstructed pileup vertices observed in the 2016 and 2017 data separately.

## 4 Reconstruction and selection of events

### 4.1 Jet reconstruction

Event reconstruction is based on the particle flow (PF) algorithm [58], which reconstructs and identifies individual particles with information from the various elements of the CMS detector. Jets are reconstructed from PF particles, using the anti- $k_T$  jet clustering algorithm [59] with a distance parameter of  $R = 0.8$  (AK8 jets) as implemented in the FASTJET package [60]. In order to mitigate the effect of pileup, two different algorithms are used: for 2016 data and simulation, charged particles identified as originating from pileup vertices are excluded before jet clustering begins. For 2017, we take advantage of the pileup per particle identification (PUPPI) [61] algorithm. This method uses local shape information of charged pileup, event pileup properties, and tracking information in order to rescale the four-momentum of each neutral and charged PF candidate with a weight that describes the likelihood that each particle originates from a pileup interaction. All jets are further required to pass tight jet identification requirements [62]. Jets are corrected for nonlinearities in  $p_T$  and  $\eta$  using jet energy corrections as described in Ref. [63]. Additionally, residual contributions from pileup are corrected using the approach outlined in Ref. [64].

Two variables are used to tag jets as potentially originating from vector boson decays to quarks for further event selection: the "groomed" mass of the jet obtained using a modified mass drop algorithm [65, 66] known as soft drop [67], and the  $N$ -subjettiness ratio  $\tau_{21} = \tau_2/\tau_1$  obtained with the  $N$ -subjettiness algorithm [68]. For both 2016 and 2017 data these observables are reconstructed from AK8 jets with PUPPI pileup mitigation applied, decreasing their dependence on pileup as shown in Ref. [62].

The groomed jet mass is calculated using the soft drop algorithm, with angular exponent  $\beta = 1$ , soft cutoff threshold  $z_{\text{cut}} < 0.1$ , and characteristic radius  $R_0 = 0.8$  [67], which is applied to remove soft, wide-angle radiation from the jet. This is a generalization of the "modified mass" drop tagger algorithm [65, 66], and the two are identical when the angular exponent  $\beta = 0$ . This algorithm is based on reclustering the constituents of the AK8 jets using the Cambridge–Aachen algorithm [69, 70]. The soft drop jet mass  $m_{\text{jet}}$ , calculated as the invariant mass of the four-momenta sum of the final remaining jet constituents, weighted according to the PUPPI algorithm, is utilized in the offline analysis and will be denoted as jet mass in the following. The mass is corrected for  $p_T$ - and  $\eta$ -dependent nonuniformities due to detector effects, following the procedure described in Ref. [62].

This algorithm is used for the offline analysis, while the jet-trimming algorithm [71] is used at trigger level, see Section 4.2. The jet-trimming algorithm reclusters each AK8 jet starting from all its original constituents using the  $k_T$  algorithm [72] to create subjets with a size parameter  $R_{\text{subjet}}$  set to 0.2, discarding any subjet with  $p_T^{\text{subjet}}/p_T^{\text{jet}} < 0.03$ .

The  $N$ -subjettiness variable,  $\tau_N$ , is defined as

$$\tau_N = \frac{1}{r_0} \sum_k p_{T,k} \min(\Delta R_{1,k}, \Delta R_{2,k}, \dots, \Delta R_{N,k}), \quad (1)$$

where the index  $k$  runs over the PF constituents of the jet, and the distances  $\Delta R_{n,k}$  are calculated relative to the axis of the  $n$ -th subjet. The normalization factor  $r_0$  is calculated as  $r_0 = R_0 \sum_k p_{T,k}$ , setting  $R_0$  to the distance parameter used in the clustering of the original jet. The variable  $\tau_N$  quantifies the compatibility of the jet clustering with the hypothesis that exactly  $N$  subjets are present, with small values of  $\tau_N$  indicating greater compatibility. The ratio between 2- and 1-subjettiness,  $\tau_{21} = \tau_2/\tau_1$ , is found to be a powerful discriminant between jets originating from  $V$  decays into quarks ( $V$  boson jets) and jets developed from prompt quarks and gluons (quark/gluon jets). Jets from  $W$  or  $Z$  decays in signal events are characterized by lower values of  $\tau_{21}$  relative to SM backgrounds. However, the  $\tau_{21}$  variable shows a dependence on the jet  $p_T$ -scale as well as the jet mass. This particularly affects the monotonically falling behaviour of the nonresonant background distributions. Since this search probes a large range of jet masses and dijet invariant masses ( $m_{jj}$ ), we decorrelate  $\tau_{21}$  from the jet  $p_T$ -scale and jet mass following the "designed decorrelated taggers (DDT)" methodology presented in Ref. [73]. We thereby reduce the  $\tau_{21}$  profile dependence on  $\rho' = \ln(m_{\text{jet}}^2/(p_T\mu))$ , where  $\mu = 1$  GeV. This leads to the following definition of  $\tau_{21}^{\text{DDT}}$ :

$$\tau_{21}^{\text{DDT}} = \tau_{21} - M\rho', \quad (2)$$

where  $M$  is the extracted slope from a fit to the  $\tau_{21}$  profile versus  $\rho'$  in simulated QCD multijet events after applying the full analysis selections. It is evaluated to be  $M = -0.080$ . The  $\tau_{21}$  (left) and  $\tau_{21}^{\text{DDT}}$  (right) profile dependencies on  $\rho'$  are shown in Fig. 1. We observe a small residual difference between intervals of  $p_T$ , but this has a negligible impact on the analysis.

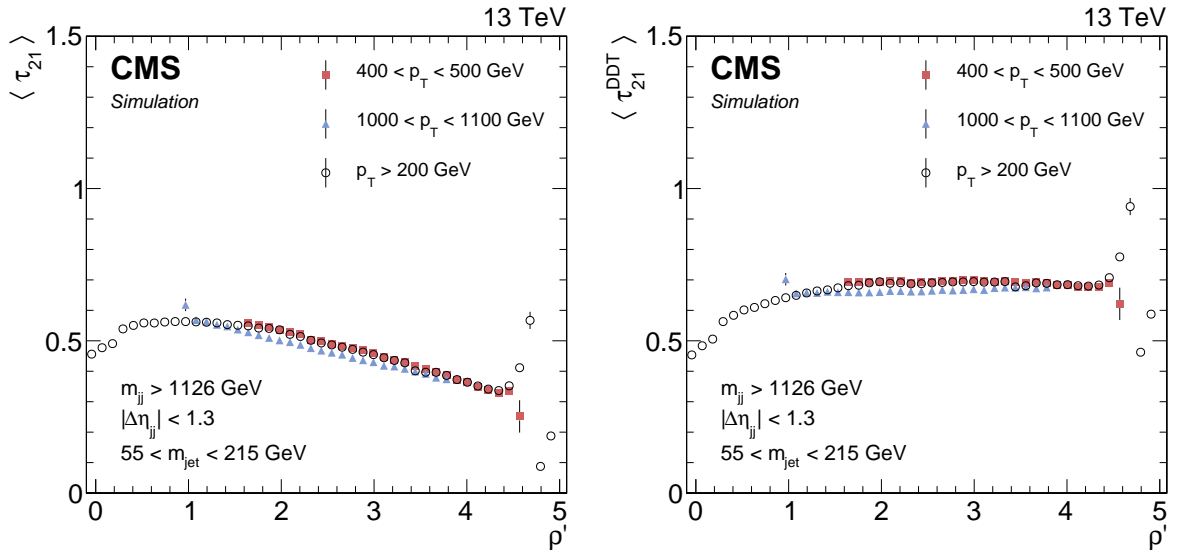


Figure 1: The  $\tau_{21}$  (left) and  $\tau_{21}^{\text{DDT}}$  (right) profile dependencies on  $\rho' = \ln(m_{\text{jet}}^2/(p_T\mu))$  examined in QCD multijet events. A fit to the linear part of the spectrum for  $p_T > 200$  GeV yields the slope  $M = -0.080$ , which is used to define the mass- and  $p_T$ -decorrelated variable  $\tau_{21}^{\text{DDT}} = \tau_{21} - M\rho'$ .

The  $\tau_{21}^{\text{DDT}}$  variable has the added benefit of providing additional discriminating power due to the different distributions of  $\rho'$  for  $V$  boson and quark/gluon jets. Fig. 2 shows the performance of the  $\tau_{21}$  and  $\tau_{21}^{\text{DDT}}$  discriminants in the background-signal efficiency plane (left), where the mistagging rate is calculated from simulated QCD jets misidentified as vector boson jets, while

the tagging efficiency is the rate of correctly identified vector boson jets evaluated on MC truth in signal simulations. We observe a significant gain in  $W$  boson jet tagging efficiency at a given mistag rate when using  $\tau_{21}^{\text{DDT}}$ . This gain is a result of taking advantage of both  $N$ -subjettiness and the ratio of jet mass and  $p_T$  with this variable, leading to a larger separation between signal and background, as can be seen when comparing the distributions of the different tagging variables in Fig. 2 (right).

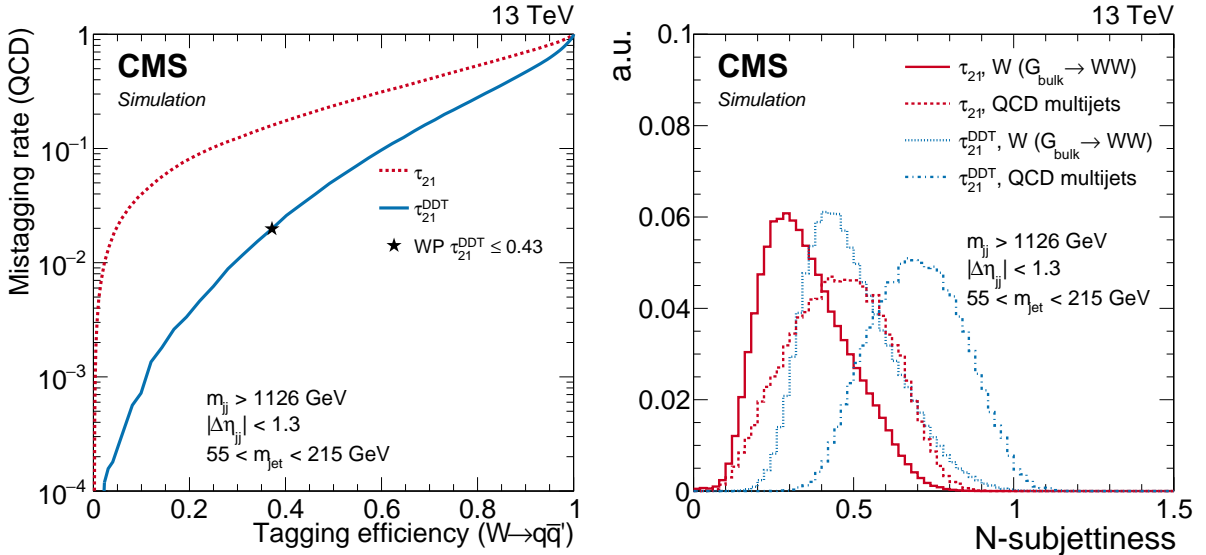


Figure 2: Performance of the  $N$ -subjettiness discriminants ( $\tau_{21}$  and  $\tau_{21}^{\text{DDT}}$ ) in the background-signal efficiency plane (left). Distribution of  $\tau_{21}$  and  $\tau_{21}^{\text{DDT}}$  for  $W$ -jets and quark/gluon jets from QCD multijet events (right). The analysis selections applied to derive these distributions are specified in the figures. For this analysis the working point (WP) of  $\tau_{21}^{\text{DDT}} \leq 0.43$  is chosen.

## 4.2 Trigger and preliminary offline selection

Events are selected online with a variety of different jet triggers based on the highest jet  $p_T$  or the  $p_T$  sum of all jets in the event ( $H_T$ ). For some of these triggers additional requirements on the trimmed mass are applied in order to be able to lower the  $p_T$  and  $H_T$  thresholds. For example, for 2017 data taking, requiring the trimmed jet mass of the leading- $p_T$  jet to be above 30 GeV allows the lowering of the  $p_T$  threshold from 500 to 360 GeV while maintaining a similar rate. In the case of the  $H_T$ -triggers, the threshold can be lowered from 1050 to 750–800 GeV when requiring a trimmed jet mass greater 50 GeV. The  $H_T$ -triggers utilize a standard jet collection of anti- $k_T$  jets with a distance parameter  $R = 0.4$ , while the triggers based on the trimmed jet mass operate on AK8 jets. The triggers used for the 2017 data set are conceptually similar to those used in 2016, and correspond to those used in Ref. [29]. The 2017 trigger thresholds were slightly greater than those in 2016 in order to maintain the same trigger rate despite a higher instantaneous luminosity.

The trigger efficiency as a function of the dijet invariant mass is measured in an orthogonal single muon data set, shown in Fig. 3, using a combination of all triggers (left), and as a function of the jet mass for the triggers exploiting the trimmed jet mass (right). For the trimmed jet mass triggers, the efficiency plateau as a function of the jet mass does not reach 100% for the full 2017 data set (full yellow circles), since these triggers were not used for the first  $4.8 \text{ fb}^{-1}$  of data recorded. The trigger efficiency excluding this period is shown with open yellow circles. The combination of all triggers is  $>99\%$  efficient above dijet invariant masses of 990 and 1126 GeV for the full 2016 and 2017 data sets, respectively. For simplicity, the subsequent analysis requires

the dijet invariant mass to be above 1126 GeV for both data sets. Given the resolution of  $m_{jj}$ , the lowest resonance mass fully accessible to this analysis is 1.2 TeV.

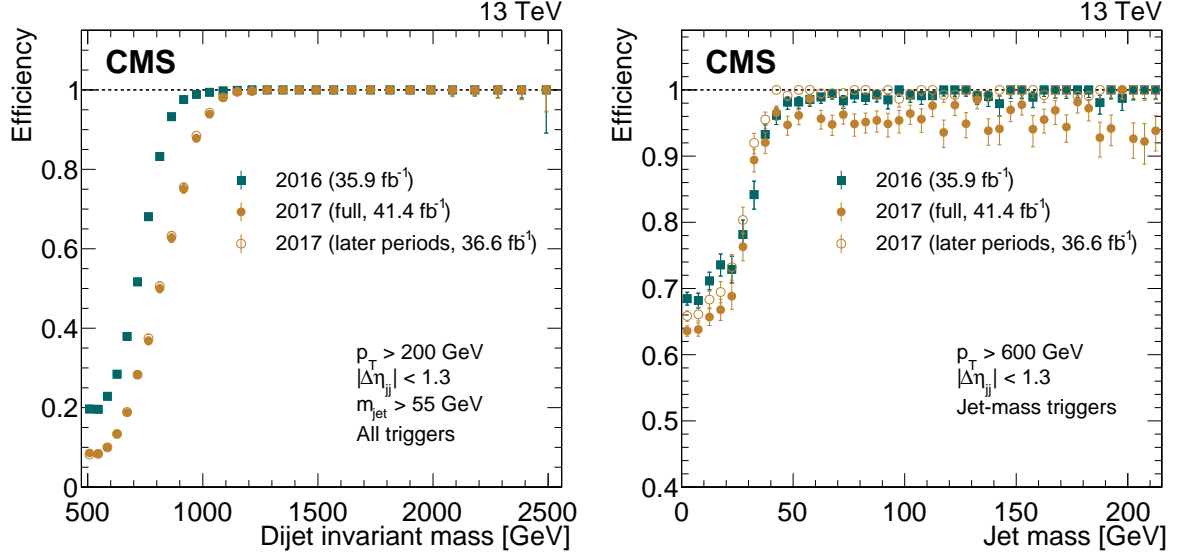


Figure 3: The trigger efficiency as a function of the dijet invariant mass for a combination of all triggers used in this analysis (left) and as a function of the jet mass for triggers requiring an online trimmed mass of at least 30 GeV (right). The solid yellow circles correspond to the trigger efficiencies for the full 2017 data set and do not reach 100% efficiency because the jet mass based triggers were unavailable for a period at the beginning of data taking (corresponding to 4.8 fb<sup>-1</sup>). The open yellow circles are the corresponding efficiencies excluding this period. The uncertainties shown are statistical only.

All events are required to have at least one primary vertex reconstructed within a 24 cm window along the beam axis, with a transverse distance from the average pp interaction region of less than 2 cm [74]. The reconstructed vertex with the largest value of summed physics-object  $p_T^2$  is taken to be the primary pp interaction vertex. The physics objects are the jets, clustered using the jet finding algorithm [59, 60] with the tracks assigned to the vertex as inputs, and the associated missing transverse momentum, taken as the negative vector sum of the  $p_T$  of those jets.

### 4.3 Event selection

Events are selected by requiring at least two jets with  $p_T > 200$  GeV and  $|\eta| < 2.5$ . The two jets with the highest  $p_T$  in the event are selected as potential vector boson candidates and are required to have a separation of  $|\Delta\eta| < 1.3$  in order to reduce the QCD multijet background. The two selected jets are further required to have an invariant mass  $m_{jj} > 1126$  GeV, based on the trigger selection discussed above, as well as  $m_{jj} < 5500$  GeV. To minimize any bias in the modelling of the jet mass, the two jets are labelled at random so that the mass distributions of the first and second selected jet,  $m_{jet1}$  and  $m_{jet2}$ , have the same shape. Jets originating from the misreconstruction of a high momentum lepton are rejected by requiring an angular separation  $\Delta R > 0.8$  to muons (electrons) with  $p_T$  greater than 20 (35) GeV and satisfying identification criteria optimized for high-momentum leptons [75, 76]. To reduce the QCD multijet background, we require the jet mass to be between 55 and 215 GeV. The selected events are further grouped into two categories according to their likelihood to originate from a boson decay into quarks, as quantified by  $\tau_{21}^{DDT}$ . The jet mass,  $\tau_{21}^{DDT}$ , and dijet invariant mass distributions for data and simulation are shown in Fig. 4, after selecting jets with a mass of 55–215 GeV.



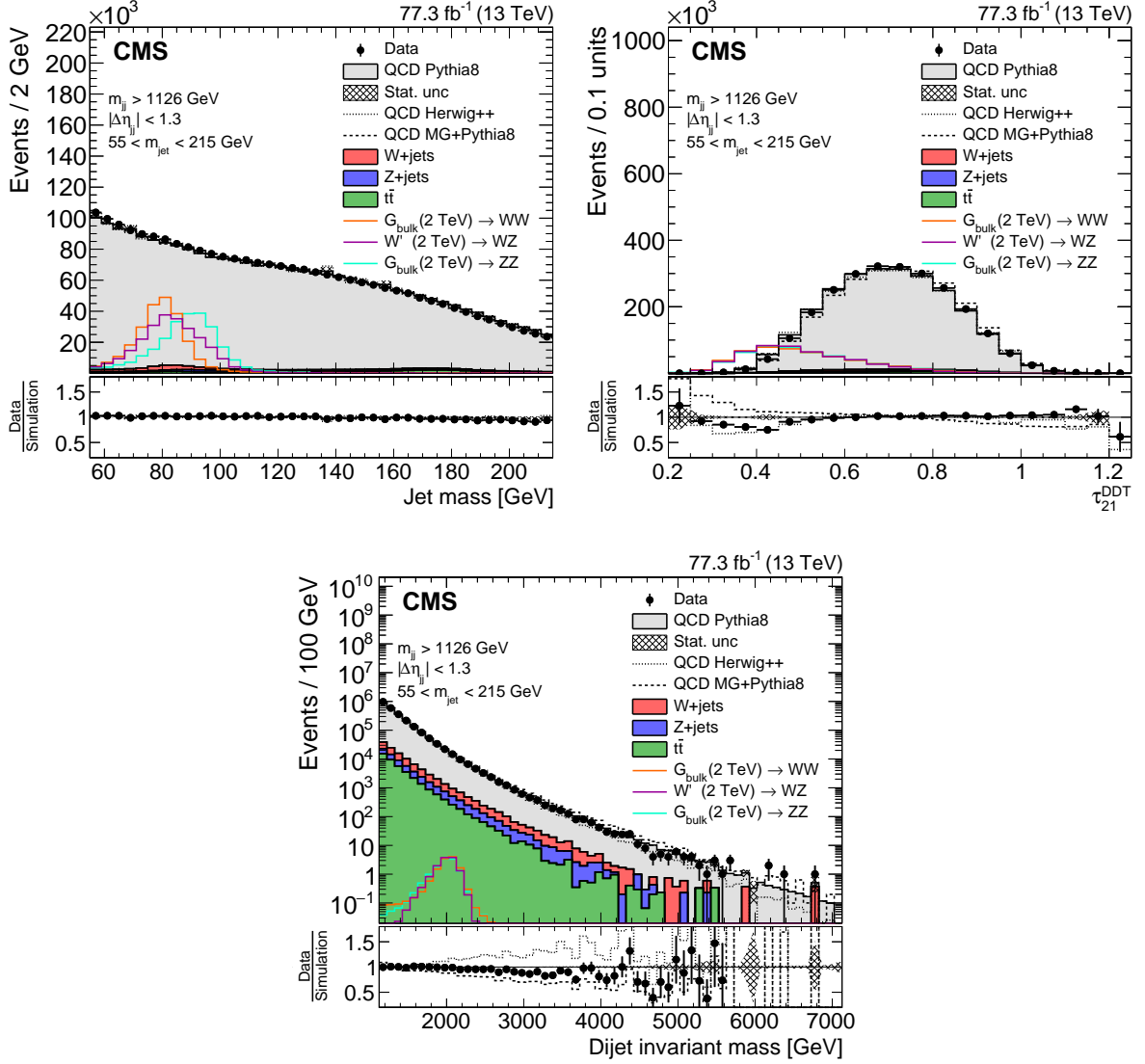


Figure 4: Jet mass (upper left) and  $\tau_{21}^{\text{DDT}}$  (upper right) distributions for selected jets (one random jet per event), and dijet invariant mass distribution (lower), for events with a jet mass between 55 and 215 GeV. For the QCD multijet simulation, several alternative predictions are shown, scaled to the data minus the other background processes, which are scaled to their SM expectation as described in the text. The different signal distributions are scaled to be visible. No selection on  $\tau_{21}^{\text{DDT}}$  is applied. The ratio plots show the fraction of data over QCD multijet simulation for PYTHIA8 (black markers), HERWIG++ (dotted line), and MADGRAPH+PYTHIA8 (dashed line).

In the high-purity (HPHP) category, both jets are required to have  $0 < \tau_{21}^{\text{DDT}} \leq 0.43$ , while in the low-purity (HPLP) category only one of the jets needs to fulfill this requirement, and the other must satisfy  $0.43 < \tau_{21}^{\text{DDT}} \leq 0.79$ . These conditions yield the highest expected signal significance over the whole mass range, while at the same time selecting at least 95% of the signal. The addition of the HPLP category enhances the expected cross section upper limit by around 20% at high dijet invariant mass where the background is low. Finally, a loose requirement of  $\rho = \ln(m_{\text{jet}}^2/p_{\text{T}}^2) < -1.8$  is applied in order to veto events in which the jet mass is high, but the jet  $p_{\text{T}}$  is low. In these cases the cone size of  $\Delta R = 0.8$  is too small to contain the full jet, affecting both the jet mass resolution and the  $\tau_{21}^{\text{DDT}}$  tagging efficiency, which is not well modelled in simulation. This selection has a negligible effect on the signal, which typically has jets with masses around the W or Z boson mass and high  $p_{\text{T}}$ .

#### 4.4 Substructure variable corrections and validation

Figure 4 shows a notable deviation in the shape of the  $\tau_{21}^{\text{DDT}}$  distribution between data and simulation. We therefore compute scale factors to correct the signal (vector boson tagging) efficiency accordingly. This is done by isolating a control sample of merged W bosons in a high- $p_{\text{T}}$   $t\bar{t}$  sample. The W boson tagging scale factors and jet mass scale and resolution uncertainties are estimated from data following the same procedure as in Ref. [62].

The efficiencies and scale factors obtained are listed in Table 1 for 2016 and 2017 data, with the corresponding fits shown in Fig. 5. The W boson tagging efficiency in the selected  $t\bar{t}$  events of around 7% is relatively low compared to the efficiency in signal events, since these events are dominated by W boson jets with a  $p_{\text{T}}$  of around 200 GeV, just at the threshold where the decay products of the W boson merge into a single jet. The signal jets, however, mostly have a  $p_{\text{T}}$  above 600 GeV, and a tagging efficiency around 35%. The signal efficiency for  $\tau_{21}^{\text{DDT}}$  increases with the jet  $p_{\text{T}}$ , whereas the background efficiency is constant, as shown in Ref. [62]. Two systematic uncertainties in the scale factors are added: one due to differences in MC generation and modelling of the parton shower and one due to NNLO corrections. The former is evaluated by comparing the resulting scale factors when using  $t\bar{t}$  simulation produced with different generators. The latter is evaluated by comparing the extracted efficiencies with and without reweighting according to the top quark  $p_{\text{T}}$ , where the reweighting is derived from data in order to better describe the observed  $p_{\text{T}}$  distribution in  $t\bar{t}$  data [77]. The jet mass scale and resolution are estimated in the same fits and also listed in Table 1. The difference in jet mass scale between data and simulation is around 2%, and the jet mass resolution difference is roughly 8%. These are used to scale and smear the jet mass in simulation, and their uncertainties are additionally inserted as systematic uncertainties in the final fit.

## 5 The multi-dimensional fit

The background estimation technique used in previous versions of this analysis [7, 10, 29] relied on a one-dimensional (1D) fit of the dijet invariant mass after a tight jet mass selection (65–105 GeV) has been applied. In the analysis presented here, we take advantage of the fact that the signal peaks in three observables (the jet masses  $m_{\text{jet}1}$  and  $m_{\text{jet}2}$ , and the dijet invariant mass  $m_{\text{jj}}$ ), and attempt to extract the signal by searching for peaks in the multi-dimensional  $m_{\text{jj}}-m_{\text{jet}1}-m_{\text{jet}2}$  space. This method permits searches for generic resonances, decaying to two SM or non-SM bosons, anywhere in the jet mass and dijet invariant mass spectra in the future. Additionally, tight jet mass cuts as used in previous diboson resonance searches are no longer needed, as we fit the full jet mass line shape to extract the signal. Since such a cut around the vector boson mass leads to about 20% inefficiency for the W and Z boson signals, including

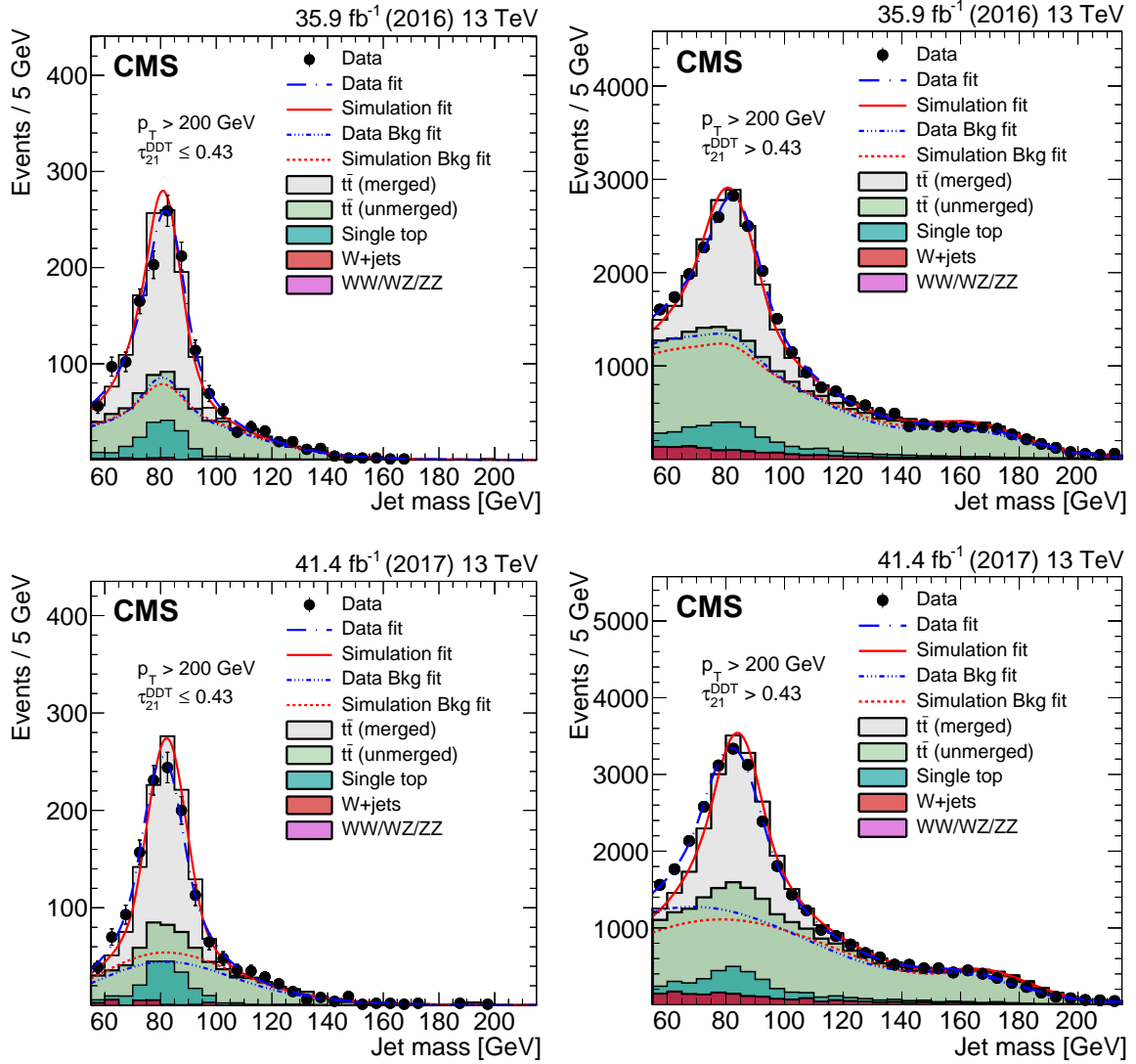


Figure 5: The jet mass distribution for events that pass (left) and fail (right) the  $\tau_{21}^{\text{DDT}} \leq 0.43$  selection in the  $t\bar{t}$  control sample. The results of the fits to data and to simulation are shown by the dash-dotted blue and solid red lines, respectively. The background components of the fits are shown as dashed and dash-dotted lines. The fit to 2016 data is shown in the upper panels and the fit to 2017 data in the lower panels.

Table 1: The W jet mass peak position ( $m$ ) and resolution ( $\sigma$ ), and the W-tagging efficiencies, as extracted from top quark enriched data and from simulation, together with the corresponding data-to-simulation scale factors. The uncertainties in the scale factors include systematic uncertainties estimated as described in Ref. [62].

	$m$ [GeV]	$\sigma$ [GeV]	W-tagging efficiency
2016			
$\tau_{21}^{\text{DDT}} < 0.43$			
Data	$82.0 \pm 0.5$ (stat)	$7.1 \pm 0.5$ (stat)	$0.080 \pm 0.008$ (stat)
Simulation	$80.9 \pm 0.2$ (stat)	$6.6 \pm 0.2$ (stat)	$0.085 \pm 0.003$ (stat)
Data/simulation	$1.014 \pm 0.007$ (stat+syst)	$1.09 \pm 0.09$ (stat+syst)	$0.94 \pm 0.10$ (stat+syst)
$0.43 < \tau_{21}^{\text{DDT}} < 0.79$			
Data			$0.920 \pm 0.008$ (stat)
Simulation			$0.915 \pm 0.003$ (stat)
Data/simulation			$1.006 \pm 0.009$ (stat+syst)
2017			
$\tau_{21}^{\text{DDT}} < 0.43$			
Data	$80.8 \pm 0.4$ (stat)	$7.7 \pm 0.4$ (stat)	$0.060 \pm 0.006$ (stat)
Simulation	$82.2 \pm 0.3$ (stat)	$7.1 \pm 0.3$ (stat)	$0.070 \pm 0.005$ (stat)
Data/simulation	$0.983 \pm 0.007$ (stat+syst)	$1.08 \pm 0.08$ (stat+syst)	$0.96 \pm 0.12$ (stat+syst)
$0.43 < \tau_{21}^{\text{DDT}} < 0.79$			
Data			$0.935 \pm 0.006$ (stat)
Simulation			$0.932 \pm 0.005$ (stat)
Data/simulation			$1.003 \pm 0.008$ (stat+syst)

all the events that would fall outside the mass window reduces the statistical uncertainties in the fitting procedure. Furthermore, the background  $m_{jj}$  shape is better constrained at high dijet invariant masses than it is in the previous method.

Fitting the jet mass and resonance mass together also allows us to add nuisance parameters that simultaneously affect the jet masses and the resonance mass, accounting for their correlation. We build a three dimensional background model starting from simulation. As the number of simulated events is small, a forward-folding kernel approach is used to ensure a full and smooth model, as described in Section 5.2.1. Further, to account for discrepancies in the QCD multijet background simulation and data, we allow the background model to adapt to the data using physically motivated shape variations.

The random jet labelling adapted in the analysis results in essentially the same jet mass distributions for jet-1 and jet-2 in the modelling and removes any correlations between the two jet masses. Thus only the distribution for one of the jet masses are shown in the following Figures.

## 5.1 Signal modelling

For each mass point  $m_\chi$  and each purity category, the signal yield per pb of cross section is calculated as the integral of the histogram produced from the parameterization. The total signal yield for events passing all analysis selections divided by the number of generated events as a function of  $m_\chi$  is shown in Fig. 6.

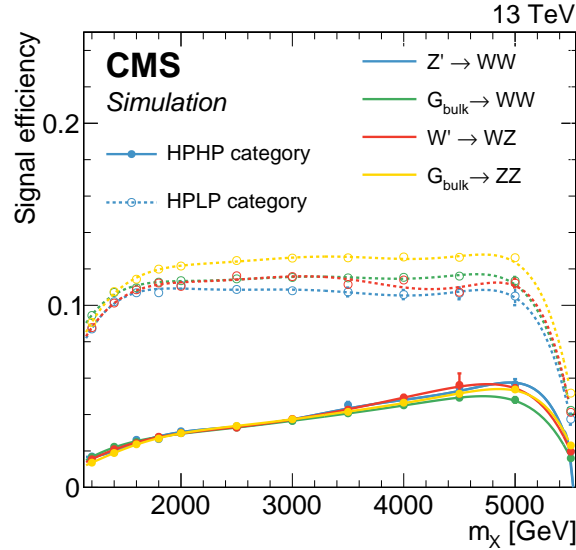


Figure 6: Total signal efficiency as a function of  $m_\chi$  after all selections are applied, for signal models with a  $Z'$  decaying to  $WW$ ,  $G_{\text{bulk}}$  decaying to  $WW$ ,  $W'$  decaying to  $WZ$ , and  $G_{\text{bulk}}$  decaying to  $ZZ$ . The denominator is the number of generated events. The solid and dashed lines show the signal efficiencies for the HPHP and HPLP categories, respectively. The decrease in efficiency between 5.0 and 5.5 TeV is due to the requirement  $m_{jj} < 5500$  GeV.

The signal shape in three dimensions is defined as a product of the shape of the resonance mass and the jet masses:

$$P_{\text{sig}}(m_{jj}, m_{\text{jet}1}, m_{\text{jet}2} | \bar{\theta}^s(m_\chi)) = P_{VV}(m_{jj} | \bar{\theta}_1^s(m_\chi)) P_{j1}(m_{\text{jet}1} | \bar{\theta}_2^s(m_\chi)) P_{j2}(m_{\text{jet}2} | \bar{\theta}_3^s(m_\chi)).$$

The shapes for  $m_{jj}$ ,  $m_{\text{jet}1}$ , and  $m_{\text{jet}2}$  are parameterized independently as a function of the hypothesized mass ( $m_\chi$ ) of a new particle and a set of general probability density function (pdf)

parameters  $\bar{\theta}^s = (\bar{\theta}_1^s, \bar{\theta}_2^s, \bar{\theta}_3^s)$  that depend on  $m_\chi$ . The parameters  $\bar{\theta}^s$  denote for instance the mean and width of the analytic function chosen to model the signal distributions. The  $m_{\text{jet}}$  and  $m_{\text{jj}}$  distributions can be treated as uncorrelated since correlations are found to be negligible for the signal. The signal is parameterized by fitting the simulated resonance mass and jet mass line shapes for each  $m_\chi$ , extracting the quantities, and then interpolating these to intermediate values of the resonance mass.  $P_{j1}$  and  $P_{j2}$  are fitted and parameterized separately from each other using different sets of  $\bar{\theta}^s$ , although they are effectively identical because of the random jet labelling. For the parameterization of the resonance mass  $m_{\text{jj}}$  and the  $m_{\text{jet}}$  masses, double-sided Crystal Ball (dCB) functions [78] are used for each  $m_\chi$ . Each parameter of the dCB is interpolated between different resonance masses using polynomials of a degree sufficient to ensure a smooth shape interpolation for all resonance masses. The resulting signal shapes for all signal models are shown in Fig. 7 for the dijet invariant mass (left) and the mass of jet-1 in the HPHP category (right). Because of the random jet labelling the distribution for jet-2 is effectively identical to that shown for jet-1. The jet mass scale and resolution as a function of the dijet invariant mass are extracted from the mean and width of the dCB function. The mass scale and resolution are shown in Fig. 8 after the full HPHP (HPLP) analysis selections have been applied, and are stable as functions of the resonance mass. The mean of the dijet invariant mass distributions is consistent with the mass of the resonance  $m_\chi$ , as seen in Figure 7 left.

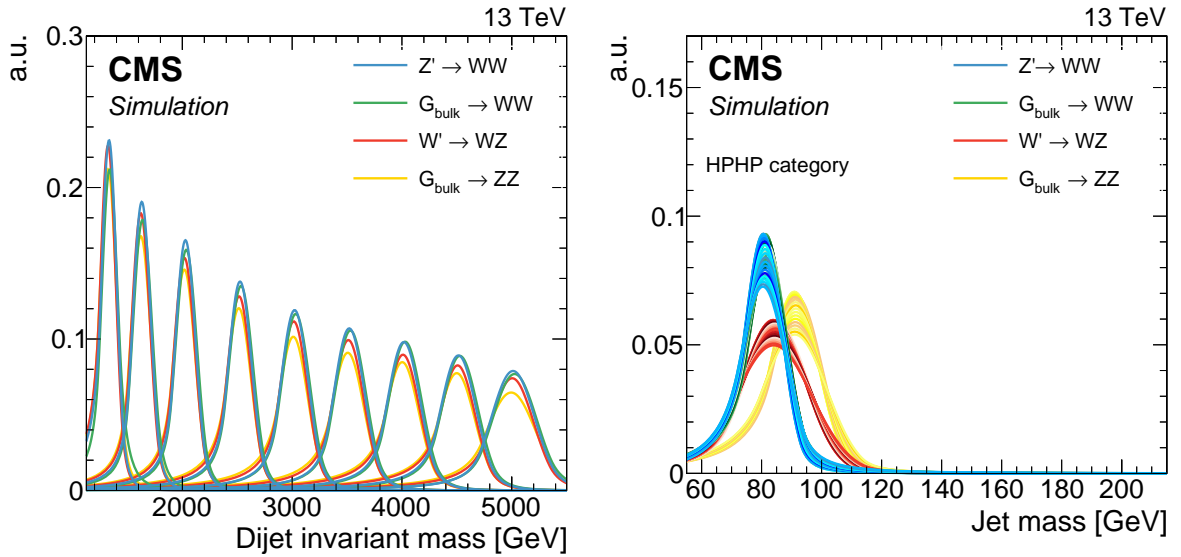


Figure 7: The final  $m_{\text{jj}}$  (left) and  $m_{\text{jet1}}$  (right) signal shapes extracted from the parameterization of the dCB function. The same  $m_{\text{jj}}$  shapes are used for both purity categories. The jet mass distributions are shown for a range of resonance masses between 1.2 and 5.2 TeV for one of the two jets in the events in the HPHP category. Because the jets are labelled randomly, the jet mass distributions for the second jet are essentially the same as the one shown. The distributions for a  $G_{\text{bulk}}$  decaying to  $WW$  have the same shapes as those for the  $Z'$  signal and are therefore not visible.

## 5.2 Background modelling

### 5.2.1 Nonresonant background

As mentioned above, previous versions of this analysis estimate the QCD multijet background by a parametric fit to the data in the  $m_{\text{jj}}$  signal region. The fit is well-constrained by highly populated bins with small statistical uncertainties at low  $m_{\text{jj}}$ , but is less constrained for high

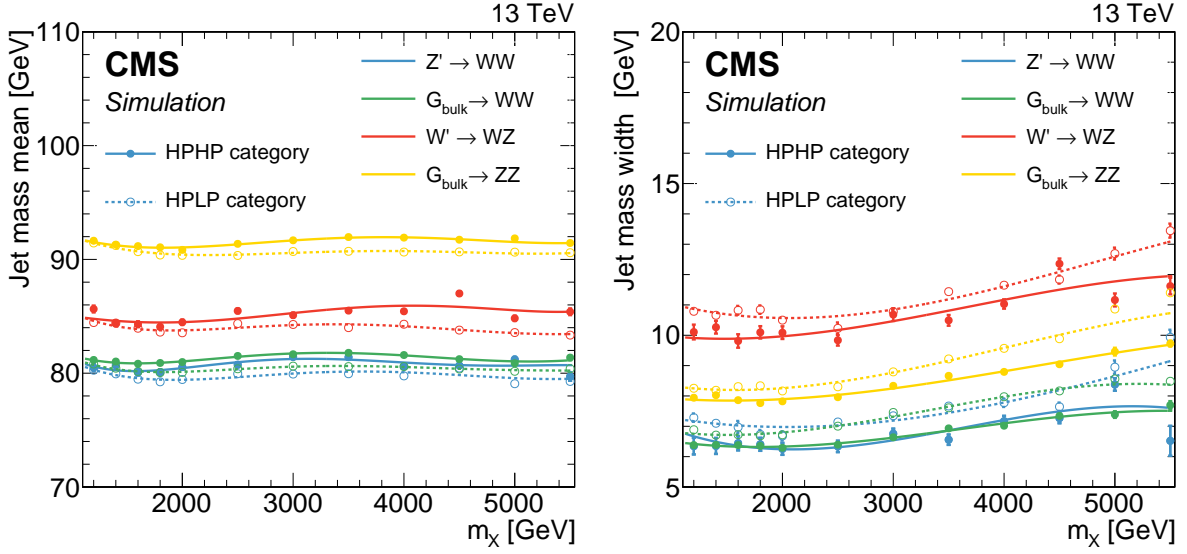


Figure 8: The mass scale (left) and resolution (right) of the jet as a function of  $m_\chi$ , obtained from the mean and width of the dCB function used to fit the jet mass spectrum. The HPHP (solid lines) and HPLP (dotted lines) categories are shown for different signal models. The distributions are only shown for one of the two jets in the event, since the distributions for the second jet are essentially the same.

values of  $m_{jj}$ . In addition, correlations between the jet mass and the dijet invariant mass were previously ignored. It is important to note that the correlations between  $m_{\text{jet}}$  and  $m_{jj}$  have to be modelled for the QCD multijet background, as opposed to the signals negligible correlations due to its localization in the three-dimensional space. In this analysis, we build a three dimensional background model starting from simulation. Since the size of the simulated samples is limited, we start from particle-level information and use a "forward-folding" kernel approach that is similar to the technique presented in Ref. [79] and used in Ref. [11]. Finally, we incorporate sufficient nuisance parameters into the fit to account for any discrepancies between data and simulation. In order to model the QCD multijet background in the 3D  $m_{jj}$ - $m_{\text{jet}1}$ - $m_{\text{jet}2}$  hyperplane, we use the following conditional product:

$$P_{\text{QCD}}(m_{jj}, m_{\text{jet}1}, m_{\text{jet}2} | \bar{\theta}) = P_{\text{VV}}(m_{jj} | \bar{\theta}_1^{\text{QCD}}) P_{\text{cond},1}(m_{\text{jet}1} | m_{jj}, \bar{\theta}_2^{\text{QCD}}) P_{\text{cond},2}(m_{\text{jet}2} | m_{jj}, \bar{\theta}_3^{\text{QCD}}).$$

Since the jet mass is correlated with the jet  $p_T$  for the QCD multijet background, the jet mass shape is required to be modelled conditionally, i.e. as a two-dimensional (2D) template (denoted as  $P_{\text{cond},1}$  and  $P_{\text{cond},2}$ ) containing different jet mass shapes in bins of  $m_{jj}$ . The  $m_{jj}$  distribution is computed as a 1D pdf. The parameter sets denoted by  $\bar{\theta}^{\text{QCD}}$  represent the nuisance parameters in each pdf.

To build the 2D conditional templates,  $P_{\text{cond},1}$  and  $P_{\text{cond},2}$ , each available particle-level event is smoothed with a 2D Gaussian kernel, where each 2D kernel links the particle-level event quantities to the reconstruction level. Thus each simulated event contributes a smoothed Gaussian shape to the total conditional pdf. The Gaussian kernel depends on the dijet invariant mass scale and resolution, as well as the jet mass scale and resolution. The  $m_{\text{jet}}$  and  $m_{jj}$  scale and resolution are extracted from a Gaussian fit to either  $m_{\text{jet}}(\text{reco})/m_{\text{jet}}(\text{gen})$  or  $m_{jj}(\text{reco})/m_{jj}(\text{gen})$ , in bins of particle-level jet  $p_T$ .

The mass scale and resolution are then used to populate the conditional 2D histogram. Each

generated event  $i$  is smeared with a 2D Gaussian kernel,

$$k(m_{\text{jet}}, m_{\text{jj}}) = \frac{w_i}{2\pi r_{m_{\text{jj}},i} r_{m_{\text{jet}},i}} \exp \left[ -\frac{1}{2} \left( \frac{m_{\text{jj}} - s_{m_{\text{jj}},i}}{r_{m_{\text{jj}},i}} \right)^2 - \frac{1}{2} \left( \frac{m_{\text{jet}} - s_{m_{\text{jet}},i}}{r_{m_{\text{jet}},i}} \right)^2 \right],$$

where  $s_i$  and  $r_i$  are the scale and the resolution derived in the previous step, and  $w_i$  is a product of event weights accounting for the normalization effects such as the individual sample production cross sections. In this way, the jet mass in generated events is scaled and smeared according to the evaluated scale and resolution, and a 2D histogram is filled with smooth Gaussian shapes. This procedure is performed separately for  $m_{\text{jet}1}$  and  $m_{\text{jet}2}$  however the two resulting templates  $P_{\text{cond},1}$  and  $P_{\text{cond},2}$  are essentially the same because of the random jet labels. Finally, we interpolate the 2D histogram in order to have valid values of the pdf in all  $m_{\text{jj}}$  bins. Starting from the histogram, coarsely binned in  $m_{\text{jj}}$ , for each  $m_{\text{jet}}$  bin a spline is fitted over all  $m_{\text{jj}}$  bins. The spline is then used to interpolate values of the histogram for all final  $m_{\text{jj}}$  bins, resulting in a 2D histogram with the desired binning.

To build the 1D template for the dijet invariant mass,  $P_{\text{VV}}$ , a 1D Gaussian kernel is constructed starting from particle-level quantities where, for each MC event, a Gaussian probability distribution, rather than a single point representing the mean, contributes to the total 1D pdf using the same procedure as for the 2D templates.

Because of the low number of events in the HPHP category, the 3D kernel derived in the HPLP category, which has a similar shape, is used to model the HPHP background. This is done by adapting the templates derived in the HPLP category to the HPHP category in the QCD multijet simulation through a fit, and then by using the corresponding post-fit distribution as the nominal template for the HPHP category. The free parameters in the fit are the alternate shapes proportional to  $m_{\text{jj}}$ ,  $m_{\text{jet}}$ ,  $1/m_{\text{jj}}$ , and  $1/m_{\text{jet}}$ , as listed in Section 6. The projections on the three different axes of the final 3D pdf, in bins of  $m_{\text{jj}}$  or  $m_{\text{jet}}$ , are shown in Fig. 9, compared to the spectra obtained using bare QCD multijet simulation events. Good agreement is observed, and any residual discrepancies are covered by the systematic shape uncertainties described in Section 6 and also shown in Fig. 9. Repeating the template building process and performing fits to a control region in data where both jets fail the high-purity requirement confirms the validity of this approach.

### 5.2.2 Resonant background

The resonant background is defined as all SM processes containing at least one jet originating from a genuine  $W$  or  $Z$  boson decay. It is dominated by  $V$ +jets events, with a minor contribution from  $t\bar{t}$  production and an inconsequential contribution from SM  $VV$  production, that is absorbed into the  $V$ +jets modelling. As the labelling of each jet is arbitrary, each jet mass distribution contains two contributions: a resonant part consisting of genuine vector-boson jets, peaking around the  $W$  or  $Z$  boson mass; and a nonresonant part, composed of mistagged jets originating from a prompt quark or a gluon. These two contributions are modelled separately for each jet mass dimension. A 3D pdf for the resonant backgrounds,  $P_{V+\text{jets}}$ , is built as a product of three 1D pdfs as follows:

$$P_{V+\text{jets}}(m_{\text{jet}1}, m_{\text{jet}2}, m_{\text{jj}}|\bar{\theta}) = 0.5 \left( P_{\text{VV}}(m_{\text{jj}}|\bar{\theta}_1) P_{\text{res}}(m_{\text{jet}1}|\bar{\theta}_2) P_{\text{nonres}}(m_{\text{jet}2}|\bar{\theta}_3) \right) + 0.5 \left( P_{\text{VV}}(m_{\text{jj}}|\bar{\theta}_1) P_{\text{res}}(m_{\text{jet}2}|\bar{\theta}_2) P_{\text{nonres}}(m_{\text{jet}1}|\bar{\theta}_3) \right).$$

The resonant mass shape  $P_{\text{res}}$  is derived by fitting a dCB function to the simulated jet mass spectrum, performed separately for  $m_{\text{jet}1}$  and  $m_{\text{jet}2}$ . The resonant events are separated from the



nonresonant ones when building the pdfs by requiring that there is a generated boson in a cone of  $\Delta R = 0.8$  around the reconstructed merged jet. The nonresonant component of the jet mass shape is fitted separately with a Gaussian function. The contributions of  $W$ +jets and  $t\bar{t}$  production are considered as one combined background shape, because both have a resonant peak around the  $W$ -boson mass, while the  $Z$ +jets background contribution is considered separately. The top mass peak does not need to be modelled since the overall contribution of  $t\bar{t}$  events is less than 2%. The nonresonant dijet invariant mass shape of the  $V$ +jets backgrounds,  $P_{\text{nonres}}$ , is modelled with a one dimensional kernel, in the same way as the dijet invariant mass shape of the QCD multijet background.

## 6 Systematic uncertainties

### 6.1 Systematic uncertainties in the background estimation

Uncertainties in the QCD multijet background shape are included in the fit using alternative pdfs derived with the template-building method described in Section 5.2.1. We define five nuisance parameters that vary the shape, each of the parameters corresponding to an upward and a downward variation of alternative shapes that simultaneously affect all three dimensions. The first nuisance parameter accounts for a variation of the underlying  $p_T$  spectrum, and the two corresponding mirrored templates are obtained by applying up and down variations of the expected yields to each bin along the two jet masses and  $m_{jj}$  by a quantity proportional to  $m_{\text{jet}}$  and  $m_{jj}$ . The second nuisance parameter is a variation of the mass scale, and is taken into account through two mirrored alternative shapes obtained by applying up and down variations of each bin content along the two jet masses and  $m_{jj}$  by a quantity proportional to  $1/m_{\text{jet}}$  and  $1/m_{jj}$ . Two additional alternative shapes that simultaneously affect resonance mass and jet groomed mass are also added in order to take into account differences in MC generation and modelling of the parton shower. These alternative templates are derived using the HERWIG++ and MADGRAPH+PYTHIA8 QCD multijet simulation. This allows us to include all known background variations into the fit. For events with a large  $m_{\text{jet}}$  ( $>175$  GeV) and low  $m_{jj}$  ( $<1200$  GeV), there is an expected turn-on due to the trigger thresholds. Therefore, an additional shape uncertainty parameterizing any discrepancy between the 3D template and the QCD multijet simulation is added to the fit. Note that this shape uncertainty only affects this particular region, which is far from where signal is expected. The nuisance parameters associated with these alternative shapes are constrained using Gaussian pdfs in the fit, with the pre-fit values chosen in order to cover any differences between data and simulation observed in the control regions. The alternative shapes described above are shown in Fig. 9.

A similar procedure is used for the  $V$ +jets background, adding two alternative shapes to the  $m_{jj}$  templates derived by a variation proportional to  $m_{jj}$  and  $1/m_{jj}$ . The resonant jet mass shapes for this background are subject to the same uncertainties as the signal. The normalizations of the  $V$ +jets and QCD background are obtained directly from simulation and are allowed to vary within 20 and 50%, respectively. The same nuisance parameters are used for the fit to 2016 and 2017 data, which reduces the fit complexity while not impacting the result of the fit.

### 6.2 Systematic uncertainties in the signal prediction

The dominant uncertainty in the signal selection efficiency arises from uncertainties in the boson tagging efficiency. The  $W$  boson tagging efficiency scale factor is fully anticorrelated between the HPHP and HPLP categories (3–10%), and fully correlated between signal and  $V$ +jets backgrounds. The  $p_T$ -dependence uncertainty in the scale factor arises from the extrapolation to higher  $p_T$ 's of the  $W$  boson tagging efficiency scale factors, which are measured in  $t\bar{t}$  events

where the jet has a  $p_T$  around 200 GeV. This uncertainty is estimated in signal simulation, and is based on the difference in tagging efficiency between PYTHIA and HERWIG++, as a function of  $p_T$ , relative to the difference at 200 GeV. This is considered as correlated between the  $\tau_{21}^{\text{DDT}}$  categories, and is given as  $6 (7)\% \ln(p_T/300 \text{ (GeV)})$  for the HPHP (HPLP) categories. The shape uncertainties in the jet masses are considered fully correlated between signal and V+jets backgrounds, allowing the data to constrain these parameters. These affect the mean and the width of the signal and V+jets pdfs. All uncertainties entering the fit are listed in Table 2.

Table 2: Summary of the systematic uncertainties and the quantities they affect. Numbers in parentheses correspond to uncertainties for the 2016 analysis if these differ from those for 2017. Dashes indicate shape variations that cannot be described by a single parameter, and are discussed in the text.

Source	Relevant quantity	HPHP unc. (%)	HPLP unc. (%)
PDFs	Signal yield		3
W boson tagging efficiency	Signal + V+jets yield	25 (21)	13 (11)
W boson tagging $p_T$ dependence	Signal + V+jets yield	8–23	9–25
Integrated luminosity	Signal + V+jets yield		2.3 (2.6)
QCD normalization	Background yield		50
W+jets normalization	Background yield		20
Z+jets normalization	Migration		20
PDFs	Signal $m_{jj}/m_{\text{jet}}$ mean and width		<1
Jet energy scale	Signal $m_{jj}$ mean		2
Jet energy resolution	Signal $m_{jj}$ width		5
Jet mass scale	Signal + V+jets $m_{\text{jet}}$ mean		2
Jet mass resolution	Signal + V+jets $m_{\text{jet}}$ width		8
QCD HERWIG++	QCD shape		—
QCD MADGRAPH+PYTHIA8	QCD shape		—
$p_T$ variations	QCD shape		—
Scale variations	QCD shape		—
High- $m_{\text{jet}}$ turn-on	QCD shape		—
$p_T$ variations	V+jets $m_{jj}$ shape		—

## 7 Statistical interpretation

The background and signal are fitted simultaneously to the data for each signal mass hypothesis and category with the 3D signal and background pdfs obtained above. From this fit both signal and background yields are derived. We follow the  $\text{CL}_s$  prescription, evaluated using asymptotic expressions described in Refs. [80–82]. Systematic uncertainties are treated as nuisance parameters and profiled in the statistical interpretation using log-normal constraints, while Gaussian constraints are used for shape uncertainties.

Figures 10 and 11 show the  $m_{\text{jet}}$  and  $m_{jj}$  spectra in data for the high- and low-purity categories, respectively. The solid red curves represent the results of the maximum likelihood fit to the data, allowing the signal yields to assume their best fit value, while the lower panels show the corresponding pull distributions, quantifying the agreement between the hypothesis of signal plus background and the data. The resonant background components are shown separately. A signal is superimposed onto all three projections corresponding to a signal yield as expected from the theoretical prediction and the analysis selection efficiency, and scaled by a factor of 5. The extracted background yields in the signal region, together with their post-fit uncertainties, are summarised in Table 3 and compared with observations, separately for the two categories. The extracted V+jets cross sections are found to be compatible with the SM expectations.

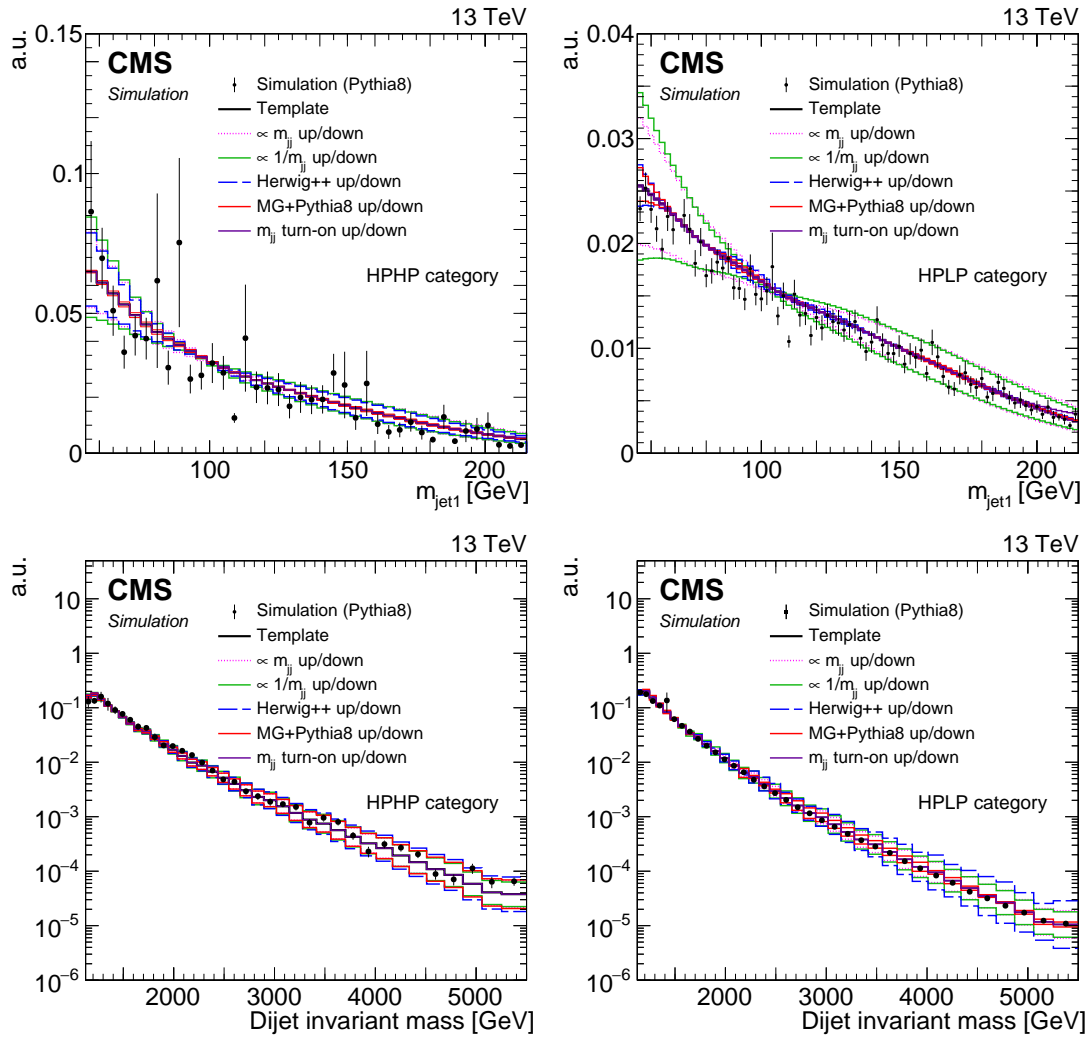


Figure 9: Nominal QCD multijet simulation using PYTHIA8 (data points) and three-dimensional pdfs derived using a forward-folding kernel approach (black solid line), shown together with the five alternate shapes that are added to the multi-dimensional fit as shape nuisance parameters. The shapes for the high-purity (left) and low-purity (right) categories obtained with the 2017 simulation are shown for the projection on  $m_{\text{jet}1}$  (upper) and  $m_{\text{jj}}$  (lower). The projection on  $m_{\text{jet}2}$  is omitted since it is equivalent to the  $m_{\text{jet}1}$  projection except for statistical fluctuations. The distributions for 2016 simulations are similar.

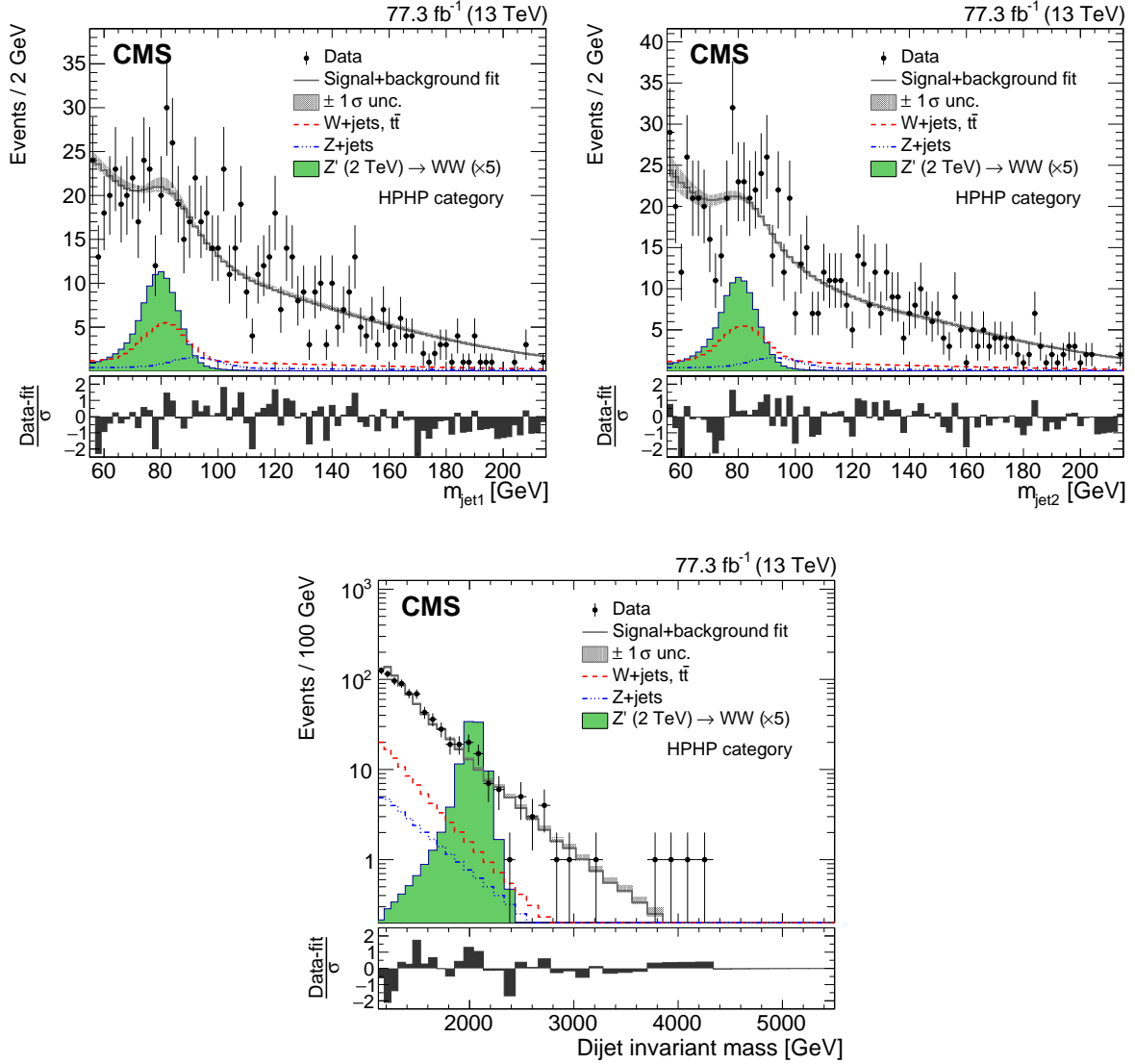


Figure 10: For the HPHP category: comparison between the fitted result and the data distributions of  $m_{\text{jet1}}$  (upper left),  $m_{\text{jet2}}$  (upper right), and  $m_{\text{jj}}$  (lower). The background shape uncertainty is shown as a gray shaded band, and the statistical uncertainties of the data are shown as vertical bars. An example of a signal distribution is overlaid, where the number of expected events is scaled by a factor of 5. Shown below each mass plot is the corresponding pull distribution  $(\text{Data}-\text{fit})/\sigma$ , where  $\sigma = \sqrt{\sigma_{\text{data}}^2 - \sigma_{\text{fit}}^2}$  for each bin to ensure a Gaussian pull-distribution, as defined in Ref. [83].

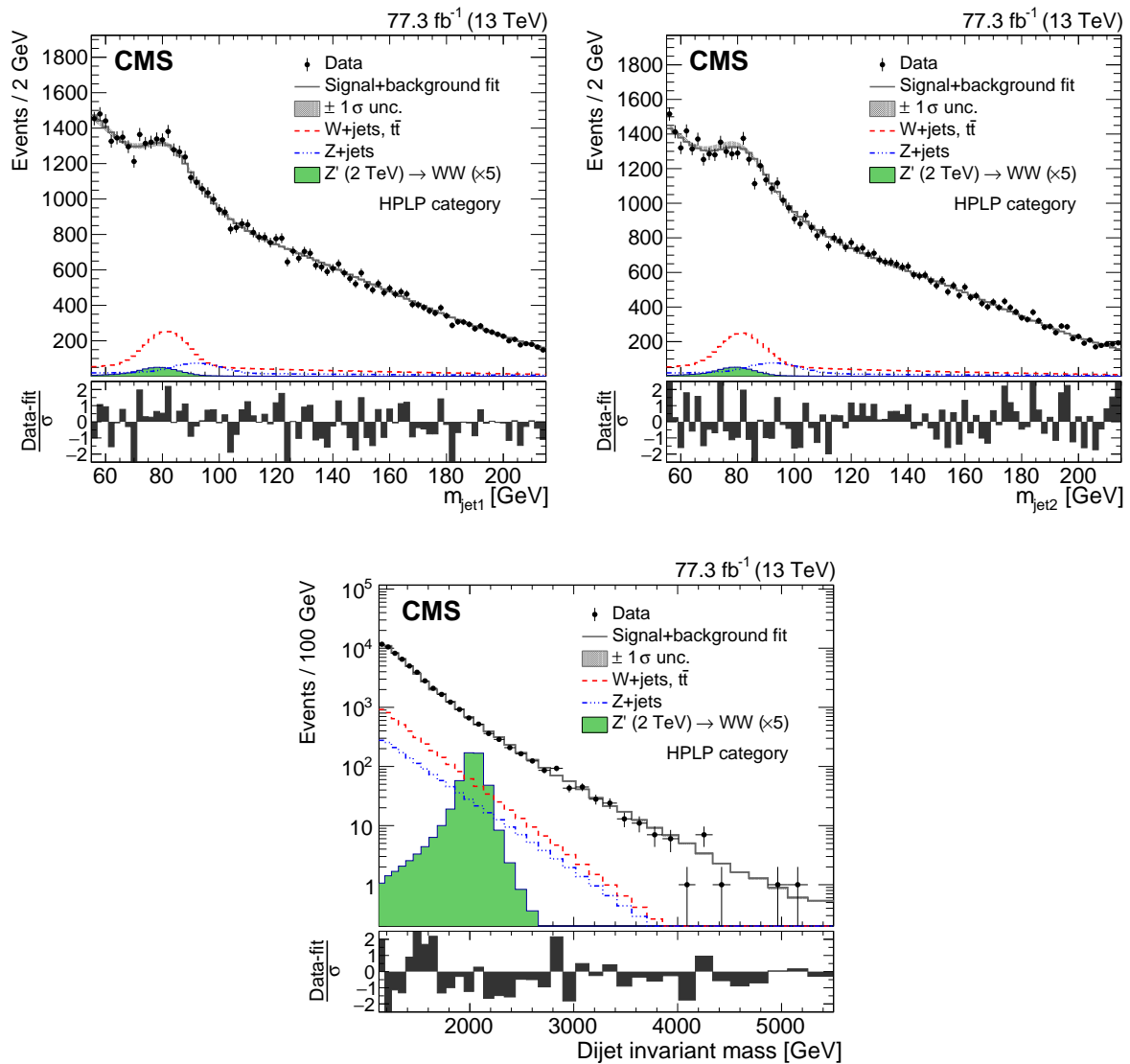


Figure 11: For the HPLP category: comparison between the fitted result and the data distributions of  $m_{\text{jet1}}$  (upper left),  $m_{\text{jet2}}$  (upper right), and  $m_{\text{jj}}$  (lower). The background shape uncertainty is shown as a gray shaded band, and the statistical uncertainties of the data are shown as vertical bars. An example of a signal distribution is overlaid, where the number of expected events is scaled by a factor of 5. Shown below each mass plot is the corresponding pull distribution  $(\text{Data-fit})/\sigma$ , where  $\sigma = \sqrt{\sigma_{\text{data}}^2 - \sigma_{\text{fit}}^2}$  for each bin to ensure a Gaussian pull-distribution, as defined in Ref. [83].

No significant excess over the background estimation is observed. Upper limits on the production cross section at 95% confidence level (CL) are set. Limits are set in the context of the bulk graviton model and the HVT model B scenario, using the narrow-width approximation. Figure 12 shows the resulting limits as a function of the resonance mass compared to theoretical predictions. The theoretical cross sections shown in Figure 12 are calculated to LO at QCD as detailed in Ref [6, 34]. For the HVT model B, we exclude at 95% CL  $W'$  and  $Z'$  spin-1 resonances with masses below 3.8 and 3.5 TeV, respectively. In the narrow-width bulk graviton model, upper limits on the production cross sections for  $G_{\text{bulk}} \rightarrow WW(ZZ)$  are set in the range from 20 (27) fb for a resonance mass of 1.2 TeV, down to 0.2 fb for a resonance mass of 5.2 TeV.

The expected upper limits obtained using the multi-dimensional fit method introduced here are compared to those obtained in a previous search [29] using the same data set in order to estimate the sensitivity gain by using the new method. Figure 13 shows the expected limits based on an analyses of the data collected in 2016, using either the fit method presented here, or previous methods. We obtain a 20–30% improvement in sensitivity when using the multi-dimensional fit method, and about a 35–40% improvement when combining the data sets recorded in 2016 and 2017 relative to the individual results. The results obtained with the multi-dimensional fit are the best to date in the VV channel and reach a similar sensitivity as the combination of diboson and leptonic decay channels for the  $36 \text{ fb}^{-1}$  recorded in 2016 [27, 28].

## 8 Summary

A search is presented for resonances with masses above 1.2 TeV that decay to  $WW$ ,  $ZZ$ , or  $WZ$  boson pairs. Each of the two bosons decays into one large-radius jet, yielding dijet final states. The search is conducted using a novel approach based on a three-dimensional maximum likelihood fit in the dijet invariant mass as well as the two jet masses, thus taking advantage of the fact that the expected signal is resonant in all three mass dimensions. This method yields an improvement in sensitivity of up to 30% relative to previous search methods. The new method places additional constraints on systematic uncertainties affecting the signal by measuring the standard model background from  $W$  or  $Z$  production with associated jets. Decays of  $W$  and  $Z$  bosons are identified using jet substructure observables that reduce the background from quantum chromodynamics multijet production. No evidence is found for a signal, and upper limits on the resonance production cross section are set as a function of the resonance mass. The limits presented in this paper are the best to date in the dijet final state, and have a similar sensitivity as the combination of different VV, VH, and HH decay channels using the 2016 data set. The results are interpreted within bulk graviton models, and as limits on the production of the  $W'$  and  $Z'$  bosons within the heavy vector triplet framework. For the heavy vector triplet model B, we exclude at 95% confidence level  $W'$  and  $Z'$  spin-1 resonances with masses below 3.8 and 3.5 TeV, respectively. In the narrow-width bulk graviton model, upper limits on the

Table 3: Observed yield and background yields extracted from the multi-dimensional fit together with post-fit uncertainties, in the two purity categories.

Category	HPHP		HPLP	
W+jets	100	$\pm 11$	4600	$\pm 200$
Z+jets	33	$\pm 4$	1580	$\pm 160$
QCD multijets	650	$\pm 4$	51100	$\pm 300$
Predicted total background	783	$\pm 12$	57200	$\pm 400$
Observed yield	780	$\pm 30$	57230	$\pm 240$

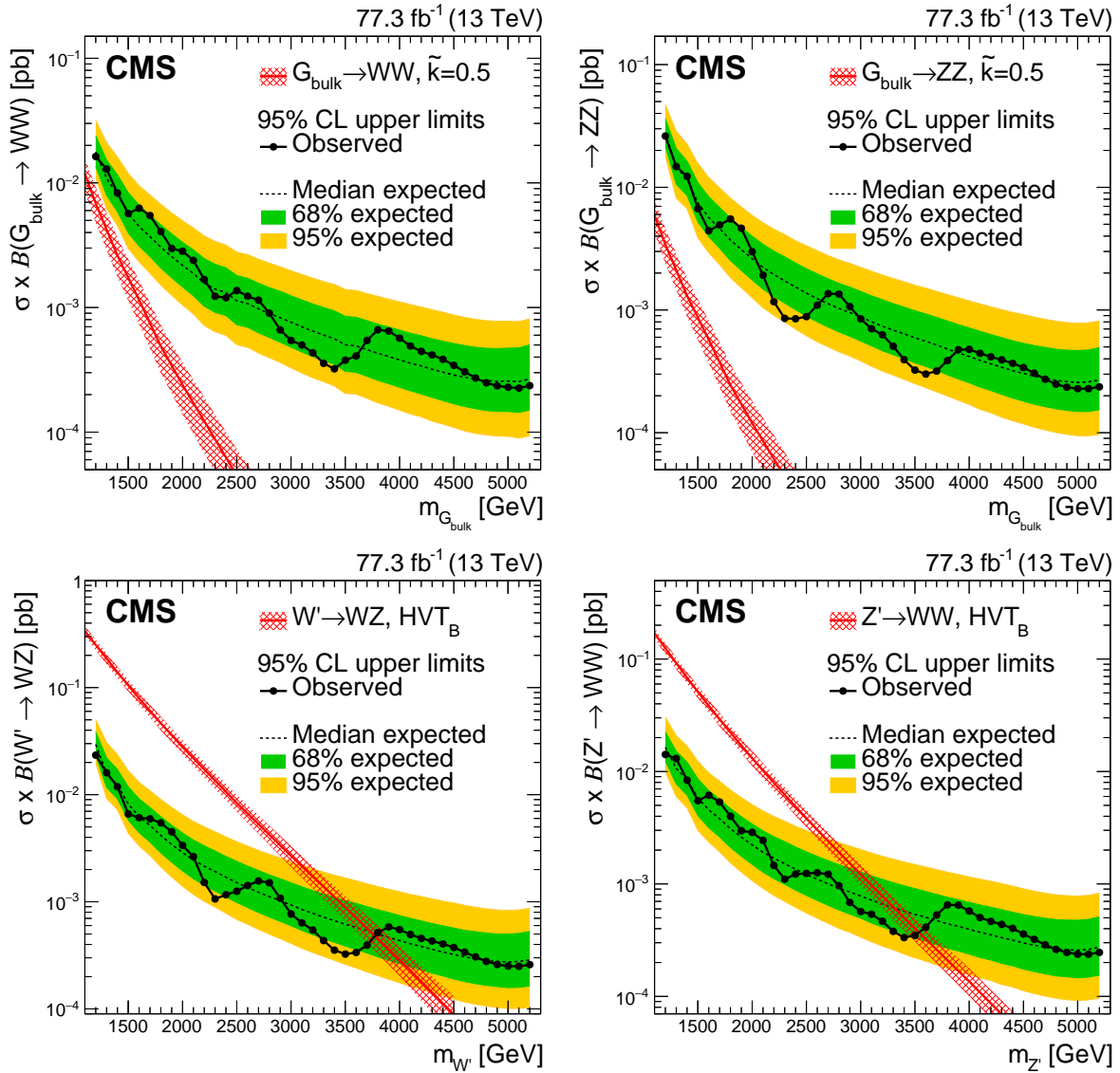


Figure 12: Observed and expected 95% CL upper limits on the product of the production cross section ( $\sigma$ ) and the branching fraction, obtained after combining categories of all purities with 77.3 fb<sup>-1</sup> of 13 TeV data, for  $G_{\text{bulk}} \rightarrow WW$  (upper left),  $G_{\text{bulk}} \rightarrow ZZ$  (upper right),  $W' \rightarrow WZ$  (lower left), and  $Z' \rightarrow WW$  (lower right) signals. For each signal scenario the theoretical prediction (red line) and its uncertainty associated with the choice of PDF set (red hashed band) is shown. The theory cross sections (red line) are calculated at LO in QCD [6, 34].

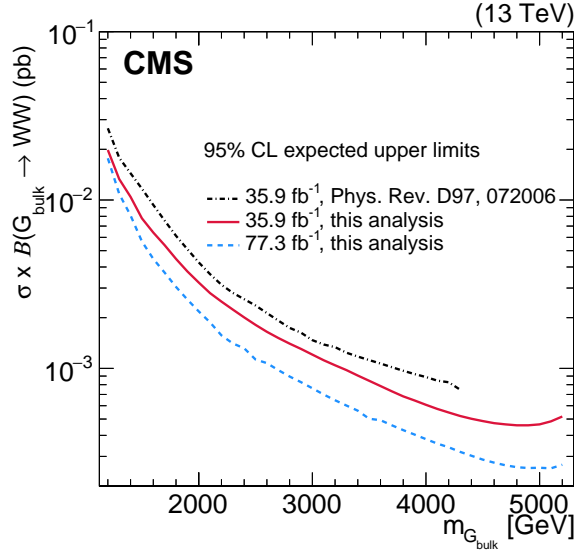


Figure 13: Expected 95% CL upper limits on the product of the production cross section ( $\sigma$ ) and the branching fraction for a  $G_{\text{bulk}} \rightarrow WW$  signal using  $35.9 \text{ fb}^{-1}$  of data collected in 2016 obtained using the multi-dimensional fit method presented here (red solid line), compared to the result obtained with previous methods (black dash-dotted line) [29]. The final limit obtained when combining data collected in 2016 and 2017 is also shown (blue dashed line).

production cross sections for  $G_{\text{bulk}} \rightarrow WW$  ( $ZZ$ ) are set in the range of 20 (27) fb to 0.2 fb for resonance masses between 1.2 and 5.2 TeV.

## Acknowledgments

We congratulate our colleagues in the CERN accelerator departments for the excellent performance of the LHC and thank the technical and administrative staffs at CERN and at other CMS institutes for their contributions to the success of the CMS effort. In addition, we gratefully acknowledge the computing centres and personnel of the Worldwide LHC Computing Grid for delivering so effectively the computing infrastructure essential to our analyses. Finally, we acknowledge the enduring support for the construction and operation of the LHC and the CMS detector provided by the following funding agencies: BMBWF and FWF (Austria); FNRS and FWO (Belgium); CNPq, CAPES, FAPERJ, FAPERGS, and FAPESP (Brazil); MES (Bulgaria); CERN; CAS, MoST, and NSFC (China); COLCIENCIAS (Colombia); MSES and CSF (Croatia); RPF (Cyprus); SENESCYT (Ecuador); MoER, ERC IUT, PUT and ERDF (Estonia); Academy of Finland, MEC, and HIP (Finland); CEA and CNRS/IN2P3 (France); BMBF, DFG, and HGF (Germany); GSRT (Greece); NKfIA (Hungary); DAE and DST (India); IPM (Iran); SFI (Ireland); INFN (Italy); MSIP and NRF (Republic of Korea); MES (Latvia); LAS (Lithuania); MOE and UM (Malaysia); BUAP, CINVESTAV, CONACYT, LNS, SEP, and UASLP-FAI (Mexico); MOS (Montenegro); MBIE (New Zealand); PAEC (Pakistan); MSHE and NSC (Poland); FCT (Portugal); JINR (Dubna); MON, RosAtom, RAS, RFBR, and NRC KI (Russia); MESTD (Serbia); SEIDI, CPAN, PCTI, and FEDER (Spain); MOSTR (Sri Lanka); Swiss Funding Agencies (Switzerland); MST (Taipei); ThEPCenter, IPST, STAR, and NSTDA (Thailand); TUBITAK and TAEK (Turkey); NASU and SFFR (Ukraine); STFC (United Kingdom); DOE and NSF (USA).

Individuals have received support from the Marie-Curie programme and the European Research Council and Horizon 2020 Grant, contract Nos. 675440, 752730, and 765710 (European Union); the Leventis Foundation; the A.P. Sloan Foundation; the Alexander von Hum-



boldt Foundation; the Belgian Federal Science Policy Office; the Fonds pour la Formation à la Recherche dans l'Industrie et dans l'Agriculture (FRIA-Belgium); the Agentschap voor Innovatie door Wetenschap en Technologie (IWT-Belgium); the F.R.S.-FNRS and FWO (Belgium) under the "Excellence of Science – EOS" – be.h project n. 30820817; the Beijing Municipal Science & Technology Commission, No. Z181100004218003; the Ministry of Education, Youth and Sports (MEYS) of the Czech Republic; the Lendület ("Momentum") Programme and the János Bolyai Research Scholarship of the Hungarian Academy of Sciences, the New National Excellence Program ÚNKP, the NKFI research grants 123842, 123959, 124845, 124850, 125105, 128713, 128786, and 129058 (Hungary); the Council of Science and Industrial Research, India; the HOMING PLUS programme of the Foundation for Polish Science, cofinanced from European Union, Regional Development Fund, the Mobility Plus programme of the Ministry of Science and Higher Education, the National Science Center (Poland), contracts Harmonia 2014/14/M/ST2/00428, Opus 2014/13/B/ST2/02543, 2014/15/B/ST2/03998, and 2015/19/B/ST2/02861, Sonata-bis 2012/07/E/ST2/01406; the National Priorities Research Program by Qatar National Research Fund; the Ministry of Science and Education, grant no. 3.2989.2017 (Russia); the Programa Estatal de Fomento de la Investigación Científica y Técnica de Excelencia María de Maeztu, grant MDM-2015-0509 and the Programa Severo Ochoa del Principado de Asturias; the Thalís and Aristeia programmes cofinanced by EU-ESF and the Greek NSRF; the Rachadapisek Sompot Fund for Postdoctoral Fellowship, Chulalongkorn University and the Chulalongkorn Academic into Its 2nd Century Project Advancement Project (Thailand); the Welch Foundation, contract C-1845; and the Weston Havens Foundation (USA).

## References

- [1] L. Randall and R. Sundrum, "A large mass hierarchy from a small extra dimension", *Phys. Rev. Lett.* **83** (1999) 3370, doi:10.1103/PhysRevLett.83.3370, arXiv:hep-ph/9905221.
- [2] L. Randall and R. Sundrum, "An alternative to compactification", *Phys. Rev. Lett.* **83** (1999) 4690, doi:10.1103/PhysRevLett.83.4690, arXiv:hep-th/9906064.
- [3] K. Agashe, H. Davoudiasl, G. Perez, and A. Soni, "Warped gravitons at the LHC and beyond", *Phys. Rev. D* **76** (2007) 036006, doi:10.1103/PhysRevD.76.036006, arXiv:hep-ph/0701186.
- [4] A. L. Fitzpatrick, J. Kaplan, L. Randall, and L.-T. Wang, "Searching for the Kaluza–Klein graviton in bulk RS models", *JHEP* **09** (2007) 013, doi:10.1088/1126-6708/2007/09/013, arXiv:hep-ph/0701150.
- [5] O. Antipin, D. Atwood, and A. Soni, "Search for RS gravitons via  $W_L W_L$  decays", *Phys. Lett. B* **666** (2008) 155, doi:10.1016/j.physletb.2008.07.009, arXiv:0711.3175.
- [6] D. Pappadopulo, A. Thamm, R. Torre, and A. Wulzer, "Heavy vector triplets: Bridging theory and data", *JHEP* **09** (2014) 060, doi:10.1007/JHEP09(2014)060, arXiv:1402.4431.
- [7] CMS Collaboration, "Search for massive resonances in dijet systems containing jets tagged as W or Z boson decays in pp collisions at  $\sqrt{s} = 8$  TeV", *JHEP* **08** (2014) 173, doi:10.1007/JHEP08(2014)173, arXiv:1405.1994.

- 
- [8] CMS Collaboration, “Search for massive resonances decaying into pairs of boosted bosons in semi-leptonic final states at  $\sqrt{s} = 8$  TeV”, *JHEP* **08** (2014) 174, doi:10.1007/JHEP08(2014)174, arXiv:1405.3447.
- [9] CMS Collaboration, “Search for new resonances decaying via WZ to leptons in proton-proton collisions at  $\sqrt{s} = 8$  TeV”, *Phys. Lett. B* **740** (2015) 83, doi:10.1016/j.physletb.2014.11.026, arXiv:1407.3476.
- [10] CMS Collaboration, “Search for massive resonances decaying into WW, WZ or ZZ bosons in proton-proton collisions at  $\sqrt{s} = 13$  TeV”, *JHEP* **03** (2017) 162, doi:10.1007/JHEP03(2017)162, arXiv:1612.09159.
- [11] CMS Collaboration, “Search for a heavy resonance decaying to a pair of vector bosons in the lepton plus merged jet final state at  $\sqrt{s} = 13$  TeV”, *JHEP* **05** (2018) 088, doi:10.1007/JHEP05(2018)088, arXiv:1802.09407.
- [12] CMS Collaboration, “Search for narrow high-mass resonances in proton-proton collisions at  $\sqrt{s} = 8$  TeV decaying to a Z and a Higgs boson”, *Phys. Lett. B* **748** (2015) 255, doi:10.1016/j.physletb.2015.07.011, arXiv:1502.04994.
- [13] CMS Collaboration, “Search for heavy resonances that decay into a vector boson and a Higgs boson in hadronic final states at  $\sqrt{s} = 13$  TeV”, *Eur. Phys. J. C* **77** (2017) 636, doi:10.1140/epjc/s10052-017-5192-z, arXiv:1707.01303.
- [14] CMS Collaboration, “Search for heavy resonances decaying into a vector boson and a Higgs boson in final states with charged leptons, neutrinos, and b quarks”, *Phys. Lett. B* **768** (2017) 137, doi:10.1016/j.physletb.2017.02.040, arXiv:1610.08066.
- [15] CMS Collaboration, “Search for a massive resonance decaying into a Higgs boson and a W or Z boson in hadronic final states in proton-proton collisions at  $\sqrt{s} = 8$  TeV”, *JHEP* **02** (2016) 145, doi:10.1007/JHEP02(2016)145, arXiv:1506.01443.
- [16] CMS Collaboration, “Search for massive WH resonances decaying into the  $\ell\nu b\bar{b}$  final state at  $\sqrt{s} = 8$  TeV”, *Eur. Phys. J. C* **76** (2016) 237, doi:10.1140/epjc/s10052-016-4067-z, arXiv:1601.06431.
- [17] CMS Collaboration, “Search for heavy resonances decaying to two Higgs bosons in final states containing four b quarks”, *Eur. Phys. J. C* **76** (2016) 371, doi:10.1140/epjc/s10052-016-4206-6, arXiv:1602.08762.
- [18] ATLAS Collaboration, “Search for WZ resonances in the fully leptonic channel using pp collisions at  $\sqrt{s} = 8$  TeV collisions with the ATLAS detector”, *Phys. Lett. B* **737** (2014) 223, doi:10.1016/j.physletb.2014.08.039, arXiv:1406.4456.
- [19] ATLAS Collaboration, “Search for resonant diboson production in the  $\ell\ell q\bar{q}$  final state in pp collisions at  $\sqrt{s} = 8$  TeV with the ATLAS detector”, *Eur. Phys. J. C* **75** (2015) 69, doi:10.1140/epjc/s10052-015-3261-8, arXiv:1409.6190.
- [20] ATLAS Collaboration, “Search for production of WW/WZ resonances decaying to a lepton, neutrino and jets in pp collisions at  $\sqrt{s} = 8$  TeV with the ATLAS detector”, *Eur. Phys. J. C* **75** (2015) 209, doi:10.1140/epjc/s10052-015-3425-6, arXiv:1503.04677.

- [21] ATLAS Collaboration, “Search for high-mass diboson resonances with boson-tagged jets in proton-proton collisions at  $\sqrt{s} = 8$  TeV with the ATLAS detector”, *JHEP* **12** (2015) 055, doi:10.1007/JHEP12(2015)055, arXiv:1506.00962.
- [22] ATLAS Collaboration, “Search for heavy resonances decaying to a W or Z boson and a Higgs boson in the  $q\bar{q}^{(\prime)}b\bar{b}$  final state in pp collisions at  $\sqrt{s} = 13$  TeV with the ATLAS detector”, *Phys. Lett. B* **774** (2017) 494, doi:10.1016/j.physletb.2017.09.066, arXiv:1707.06958.
- [23] ATLAS Collaboration, “Search for diboson resonances with boson-tagged jets in pp collisions at  $\sqrt{s} = 13$  TeV with the ATLAS detector”, *Phys. Lett. B* **777** (2018) 91, doi:10.1016/j.physletb.2017.12.011, arXiv:1708.04445.
- [24] ATLAS Collaboration, “Search for a new resonance decaying to a W or Z boson and a Higgs boson in the  $\ell\ell/\ell\nu/\nu\nu + b\bar{b}$  final states with the ATLAS detector”, *Eur. Phys. J. C* **75** (2015) 263, doi:10.1140/epjc/s10052-015-3474-x, arXiv:1503.08089.
- [25] ATLAS Collaboration, “Searches for heavy diboson resonances in pp collisions at  $\sqrt{s} = 13$  TeV with the ATLAS detector”, *JHEP* **09** (2016) 173, doi:10.1007/JHEP09(2016)173, arXiv:1606.04833.
- [26] ATLAS Collaboration, “Search for new resonances decaying to a W or Z boson and a Higgs boson in the  $\ell^+\ell^-\bar{b}\bar{b}$ ,  $\ell\nu b\bar{b}$ , and  $\nu\bar{\nu}b\bar{b}$  channels with pp collisions at  $\sqrt{s} = 13$  TeV with the ATLAS detector”, *Phys. Lett. B* **765** (2017) 32, doi:10.1016/j.physletb.2016.11.045, arXiv:1607.05621.
- [27] CMS Collaboration, “Combination of CMS searches for heavy resonances decaying to pairs of bosons or leptons”, (2019). arXiv:1906.00057.
- [28] ATLAS Collaboration, “Combination of searches for heavy resonances decaying into bosonic and leptonic final states using  $36\text{ fb}^{-1}$  of proton-proton collision data at  $\sqrt{s} = 13$  TeV with the ATLAS detector”, *Phys. Rev. D* (2018) 052008, doi:10.1103/PhysRevD.98.052008, arXiv:1808.02380.
- [29] CMS Collaboration, “Search for massive resonances decaying into WW, WZ, ZZ, qW, and qZ with dijet final states at  $\sqrt{s} = 13$  TeV”, *Phys. Rev. D* **97** (2018) 072006, doi:10.1103/PhysRevD.97.072006, arXiv:1708.05379.
- [30] CMS Collaboration, “The CMS experiment at the CERN LHC”, *JINST* **3** (2008) S08004, doi:10.1088/1748-0221/3/08/S08004.
- [31] CMS Collaboration, “The CMS trigger system”, *JINST* **12** (2017) P01020, doi:10.1088/1748-0221/12/01/P01020, arXiv:1609.02366.
- [32] C. Grojean, E. Salvioni, and R. Torre, “A weakly constrained W’ at the early LHC”, *JHEP* **07** (2011) 002, doi:10.1007/JHEP07(2011)002, arXiv:1103.2761.
- [33] E. Salvioni, G. Villadoro, and F. Zwirner, “Minimal Z’ models: present bounds and early LHC reach”, *JHEP* **11** (2009) 068, doi:10.1088/1126-6708/2009/11/068, arXiv:0909.1320.
- [34] A. Oliveira, “Gravity particles from warped extra dimensions, predictions for LHC”, (2014). arXiv:1404.0102.

- 
- [35] B. Bellazzini, C. Csáki, and J. Serra, “Composite Higgses”, *Eur. Phys. J. C* **74** (2014) 2766, doi:10.1140/epjc/s10052-014-2766-x, arXiv:1401.2457.
- [36] R. Contino, D. Marzocca, D. Pappadopulo, and R. Rattazzi, “On the effect of resonances in composite Higgs phenomenology”, *JHEP* **10** (2011) 081, doi:10.1007/JHEP10(2011)081, arXiv:1109.1570.
- [37] D. Marzocca, M. Serone, and J. Shu, “General composite Higgs models”, *JHEP* **08** (2012) 013, doi:10.1007/JHEP08(2012)013, arXiv:1205.0770.
- [38] D. Greco and D. Liu, “Hunting composite vector resonances at the LHC: naturalness facing data”, *JHEP* **12** (2014) 126, doi:10.1007/JHEP12(2014)126, arXiv:1410.2883.
- [39] K. Lane and L. Pritchett, “The light composite Higgs boson in strong extended technicolor”, *JHEP* **06** (2017) 140, doi:10.1007/JHEP06(2017)140, arXiv:1604.07085.
- [40] M. Schmaltz and D. Tucker-Smith, “Little Higgs review”, *Ann. Rev. Nucl. Part. Sci.* **55** (2005) 229, doi:10.1146/annurev.nucl.55.090704.151502, arXiv:hep-ph/0502182.
- [41] N. Arkani-Hamed, A. G. Cohen, E. Katz, and A. E. Nelson, “The littlest Higgs”, *JHEP* **07** (2002) 034, doi:10.1088/1126-6708/2002/07/034, arXiv:hep-ph/0206021.
- [42] J. Alwall et al., “The automated computation of tree-level and next-to-leading order differential cross sections, and their matching to parton shower simulations”, *JHEP* **07** (2014) 079, doi:10.1007/JHEP07(2014)079, arXiv:1405.0301.
- [43] T. Sjöstrand et al., “An introduction to PYTHIA 8.2”, *Comput. Phys. Commun.* **191** (2015) 159, doi:10.1016/j.cpc.2015.01.024, arXiv:1410.3012.
- [44] NNPDF Collaboration, “Parton distributions for the LHC Run II”, *JHEP* **04** (2015) 040, doi:10.1007/JHEP04(2015)040, arXiv:1410.8849.
- [45] CMS Collaboration, “Event generator tunes obtained from underlying event and multiparton scattering measurements”, *Eur. Phys. J. C* **76** (2016) 155, doi:10.1140/epjc/s10052-016-3988-x, arXiv:1512.00815.
- [46] CMS Collaboration, “Extraction and validation of a new set of CMS PYTHIA8 tunes from underlying-event measurements”, (2019). arXiv:1903.12179. Submitted to *Eur. Phys. J. C*.
- [47] J. Alwall et al., “Comparative study of various algorithms for the merging of parton showers and matrix elements in hadronic collisions”, *Eur. Phys. J. C* **53** (2008) 473, doi:10.1140/epjc/s10052-007-0490-5, arXiv:0706.2569.
- [48] S. Alioli et al., “Jet pair production in POWHEG”, *JHEP* **04** (2011) 081, doi:10.1007/JHEP04(2011)081, arXiv:1012.3380.
- [49] P. Nason, “A new method for combining NLO QCD with shower Monte Carlo algorithms”, *JHEP* **11** (2004) 040, doi:10.1088/1126-6708/2004/11/040, arXiv:hep-ph/0409146.

- [50] S. Frixione, P. Nason, and C. Oleari, “Matching NLO QCD computations with parton shower simulations: the POWHEG method”, *JHEP* **11** (2007) 070, doi:10.1088/1126-6708/2007/11/070, arXiv:0709.2092.
- [51] S. Alioli, P. Nason, C. Oleari, and E. Re, “A general framework for implementing NLO calculations in shower Monte Carlo programs: the POWHEG BOX”, *JHEP* **06** (2010) 043, doi:10.1007/JHEP06(2010)043, arXiv:1002.2581.
- [52] M. Bähr et al., “Herwig++ physics and manual”, *Eur. Phys. J. C* **58** (2008) 639, doi:10.1140/epjc/s10052-008-0798-9, arXiv:0803.0883.
- [53] S. Alioli, S.-O. Moch, and P. Uwer, “Hadronic top-quark pair-production with one jet and parton showering”, *JHEP* **01** (2012) 137, doi:10.1007/JHEP01(2012)137, arXiv:1110.5251.
- [54] S. Kallweit et al., “NLO electroweak automation and precise predictions for W+multijet production at the LHC”, *JHEP* **04** (2015) 012, doi:10.1007/JHEP04(2015)012, arXiv:1412.5157.
- [55] S. Kallweit et al., “NLO QCD+EW predictions for V+jets including off-shell vector-boson decays and multijet merging”, *JHEP* **04** (2016) 021, doi:10.1007/JHEP04(2016)021, arXiv:1511.08692.
- [56] NNPDF Collaboration, “Parton distributions from high-precision collider data”, *Eur. Phys. J. C* **77** (2017) 663, doi:10.1140/epjc/s10052-017-5199-5, arXiv:1706.00428.
- [57] GEANT4 Collaboration, “GEANT4 – a simulation toolkit”, *Nucl. Instrum. Meth. A* **506** (2003) 250, doi:10.1016/S0168-9002(03)01368-8.
- [58] CMS Collaboration, “Particle-flow reconstruction and global event description with the CMS detector”, *JINST* **12** (2017) P10003, doi:10.1088/1748-0221/12/10/P10003, arXiv:1706.04965.
- [59] M. Cacciari, G. P. Salam, and G. Soyez, “The anti- $k_T$  jet clustering algorithm”, *JHEP* **04** (2008) 063, doi:10.1088/1126-6708/2008/04/063, arXiv:0802.1189.
- [60] M. Cacciari, G. P. Salam, and G. Soyez, “FastJet user manual”, *Eur. Phys. J. C* **72** (2012) 1896, doi:10.1140/epjc/s10052-012-1896-2, arXiv:1111.6097.
- [61] D. Bertolini, P. Harris, M. Low, and N. Tran, “Pileup per particle identification”, *JHEP* **10** (2014) 59, doi:10.1007/JHEP10(2014)059, arXiv:1407.6013.
- [62] CMS Collaboration, “Jet algorithms performance in 13 TeV data”, CMS Physics Analysis Summary CMS-PAS-JME-16-003, 2016.
- [63] CMS Collaboration, “Jet energy scale and resolution in the CMS experiment in pp collisions at 8 TeV”, *JINST* **12** (2017) P02014, doi:10.1088/1748-0221/12/02/P02014, arXiv:1607.03663.
- [64] M. Cacciari, G. P. Salam, and G. Soyez, “The catchment area of jets”, *JHEP* **04** (2008) 005, doi:10.1088/1126-6708/2008/04/005, arXiv:0802.1188.
- [65] M. Dasgupta, A. Fregoso, S. Marzani, and G. P. Salam, “Towards an understanding of jet substructure”, *JHEP* **09** (2013) 029, doi:10.1007/JHEP09(2013)029, arXiv:1307.0007.

- 
- [66] J. M. Butterworth, A. R. Davison, M. Rubin, and G. P. Salam, “Jet substructure as a new Higgs search channel at the LHC”, *Phys. Rev. Lett.* **100** (2008) 242001, doi:10.1103/PhysRevLett.100.242001, arXiv:0802.2470.
- [67] A. J. Larkoski, S. Marzani, G. Soyez, and J. Thaler, “Soft drop”, *JHEP* **05** (2014) 146, doi:10.1007/JHEP05(2014)146, arXiv:1402.2657.
- [68] J. Thaler and K. Van Tilburg, “Maximizing boosted top identification by minimizing  $N$ -subjettiness”, *JHEP* **02** (2012) 093, doi:10.1007/JHEP02(2012)093, arXiv:1108.2701.
- [69] Y. L. Dokshitzer, G. D. Leder, S. Moretti, and B. R. Webber, “Better jet clustering algorithms”, *JHEP* **08** (1997) 001, doi:10.1088/1126-6708/1997/08/001, arXiv:hep-ph/9707323.
- [70] M. Wobisch and T. Wengler, “Hadronization corrections to jet cross-sections in deep inelastic scattering”, in *Monte Carlo generators for HERA physics*. 1998. arXiv:hep-ph/9907280.
- [71] D. Krohn, J. Thaler, and L.-T. Wang, “Jet trimming”, *JHEP* **02** (2010) 084, doi:10.1007/JHEP02(2010)084, arXiv:0912.1342.
- [72] S. Catani, Yu. L. Dokshitzer, M. H. Seymour, and B. R. Webber, “Longitudinally invariant  $k_T$  clustering algorithms for hadron hadron collisions”, *Nucl. Phys. B* **406** (1993) 187, doi:10.1016/0550-3213(93)90166-M.
- [73] J. Dolen et al., “Thinking outside the ROCs: Designing decorrelated taggers (DDT) for jet substructure”, *JHEP* **05** (2016) 156, doi:10.1007/JHEP05(2016)156, arXiv:1603.00027.
- [74] CMS Collaboration, “Description and performance of track and primary-vertex reconstruction with the CMS tracker”, *JINST* **9** (2014) P10009, doi:10.1088/1748-0221/9/10/P10009, arXiv:1405.6569.
- [75] CMS Collaboration, “Performance of the CMS muon detector and muon reconstruction with proton-proton collisions at  $\sqrt{s} = 13$  TeV”, *JINST* **13** (2018) P06015, doi:10.1088/1748-0221/13/06/P06015, arXiv:1804.04528.
- [76] CMS Collaboration, “Performance of electron reconstruction and selection with the CMS detector in proton-proton collisions at  $\sqrt{s} = 8$  TeV”, *JINST* **10** (2015) P06005, doi:10.1088/1748-0221/10/06/P06005, arXiv:1502.02701.
- [77] CMS Collaboration, “Measurement of differential cross sections for top quark pair production using the lepton+jets final state in proton-proton collisions at 13 TeV”, *Phys. Rev. D* **95** (2017) 092001, doi:10.1103/PhysRevD.95.092001, arXiv:1610.04191.
- [78] M. Oreglia, “A Study of the Reactions  $\psi' \rightarrow \gamma\gamma\psi$ ”. PhD thesis, SLAC, 1980.
- [79] K. S. Cranmer, “Kernel estimation in high-energy physics”, *Comput. Phys. Commun.* **136** (2001) 198, doi:10.1016/S0010-4655(00)00243-5, arXiv:hep-ex/0011057.
- [80] A. L. Read, “Presentation of search results: the  $CL_s$  technique”, *J. Phys. G* **28** (2002) 2693, doi:10.1088/0954-3899/28/10/313.

- 
- [81] T. Junk, "Confidence level computation for combining searches with small statistics", *Nucl. Instrum. Meth. A* **434** (1999) 435, doi:10.1016/S0168-9002(99)00498-2, arXiv:hep-ex/9902006.
- [82] G. Cowan, K. Cranmer, E. Gross, and O. Vitells, "Asymptotic formulae for likelihood-based tests of new physics", *Eur. Phys. J. C* **71** (2011) 1554, doi:10.1140/epjc/s10052-011-1554-0, arXiv:1007.1727. [Erratum: doi:10.1140/epjc/s10052-013-2501-z].
- [83] L. Demortier and L. Lyons, "Everything you always wanted to know about pulls", Technical Report CDF/ANAL/PUBLIC/5776, CDF, 2002.





## A The CMS Collaboration

### Yerevan Physics Institute, Yerevan, Armenia

A.M. Sirunyan<sup>†</sup>, A. Tumasyan

### Institut für Hochenergiephysik, Wien, Austria

W. Adam, F. Ambrogio, T. Bergauer, J. Brandstetter, M. Dragicevic, J. Er, A. Escalante Del Valle, M. Flechl, R. Frühwirth<sup>1</sup>, M. Jeitler<sup>1</sup>, N. Krammer, I. Krtschmer, D. Liko, T. Madlener, I. Mikulec, N. Rad, J. Schieck<sup>1</sup>, R. Schfbeck, M. Spanring, D. Spitzbart, W. Waltenberger, C.-E. Wulz<sup>1</sup>, M. Zarucki

### Institute for Nuclear Problems, Minsk, Belarus

V. Drugakov, V. Mossolov, J. Suarez Gonzalez

### Universiteit Antwerpen, Antwerpen, Belgium

M.R. Darwish, E.A. De Wolf, D. Di Croce, X. Janssen, J. Lauwers, A. Lelek, M. Pieters, H. Rejeb Sfar, H. Van Haevermaet, P. Van Mechelen, S. Van Putte, N. Van Remortel

### Vrije Universiteit Brussel, Brussel, Belgium

F. Blekman, E.S. Bols, S.S. Chhibra, J. D'Hondt, J. De Clercq, D. Lontkovskyi, S. Lowette, I. Marchesini, S. Moortgat, L. Moreels, Q. Python, K. Skovpen, S. Tavernier, W. Van Doninck, P. Van Mulders, I. Van Parijs

### Université Libre de Bruxelles, Bruxelles, Belgium

D. Beghin, B. Bilin, H. Brun, B. Clerbaux, G. De Lentdecker, H. Delannoy, B. Dorney, L. Favart, A. Grebenyuk, A.K. Kalsi, J. Luetic, A. Popov, N. Postiau, E. Starling, L. Thomas, C. Vander Velde, P. Vanlaer, D. Vannerom

### Ghent University, Ghent, Belgium

T. Cornelis, D. Dobur, I. Khvastunov<sup>2</sup>, M. Niedziela, C. Roskas, D. Trocino, M. Tytgat, W. Verbeke, B. Vermassen, M. Vit, N. Zaganidis

### Université Catholique de Louvain, Louvain-la-Neuve, Belgium

O. Bondu, G. Bruno, C. Caputo, P. David, C. Delaere, M. Delcourt, A. Giammanco, V. Lemaitre, A. Magitteri, J. Prisciandaro, A. Saggio, M. Vidal Marono, P. Vischia, J. Zobec

### Centro Brasileiro de Pesquisas Físicas, Rio de Janeiro, Brazil

F.L. Alves, G.A. Alves, G. Correia Silva, C. Hensel, A. Moraes, P. Rebello Teles

### Universidade do Estado do Rio de Janeiro, Rio de Janeiro, Brazil

E. Belchior Batista Das Chagas, W. Carvalho, J. Chinellato<sup>3</sup>, E. Coelho, E.M. Da Costa, G.G. Da Silveira<sup>4</sup>, D. De Jesus Damiao, C. De Oliveira Martins, S. Fonseca De Souza, L.M. Huertas Guativa, H. Malbouisson, J. Martins<sup>5</sup>, D. Matos Figueiredo, M. Medina Jaime<sup>6</sup>, M. Melo De Almeida, C. Mora Herrera, L. Mundim, H. Nogima, W.L. Prado Da Silva, L.J. Sanchez Rosas, A. Santoro, A. Sznajder, M. Thiel, E.J. Tonelli Manganote<sup>3</sup>, F. Torres Da Silva De Araujo, A. Vilela Pereira

### Universidade Estadual Paulista <sup>a</sup>, Universidade Federal do ABC <sup>b</sup>, So Paulo, Brazil

S. Ahuja<sup>a</sup>, C.A. Bernardes<sup>a</sup>, L. Calligaris<sup>a</sup>, T.R. Fernandez Perez Tomei<sup>a</sup>, E.M. Gregores<sup>b</sup>, D.S. Lemos, P.G. Mercadante<sup>b</sup>, S.F. Novaes<sup>a</sup>, SandraS. Padula<sup>a</sup>

### Institute for Nuclear Research and Nuclear Energy, Bulgarian Academy of Sciences, Sofia, Bulgaria

A. Aleksandrov, G. Antchev, R. Hadjiiska, P. Iaydjiev, A. Marinov, M. Misheva, M. Rodozov, M. Shopova, G. Sultanov

**University of Sofia, Sofia, Bulgaria**

M. Bonchev, A. Dimitrov, T. Ivanov, L. Litov, B. Pavlov, P. Petkov

**Beihang University, Beijing, China**

W. Fang<sup>7</sup>, X. Gao<sup>7</sup>, L. Yuan

**Institute of High Energy Physics, Beijing, China**

M. Ahmad, G.M. Chen, H.S. Chen, M. Chen, C.H. Jiang, D. Leggat, H. Liao, Z. Liu, S.M. Shaheen<sup>8</sup>, A. Spiezia, J. Tao, E. Yazgan, H. Zhang, S. Zhang<sup>8</sup>, J. Zhao

**State Key Laboratory of Nuclear Physics and Technology, Peking University, Beijing, China**

A. Agapitos, Y. Ban, G. Chen, A. Levin, J. Li, L. Li, Q. Li, Y. Mao, S.J. Qian, D. Wang, Q. Wang

**Tsinghua University, Beijing, China**

Z. Hu, Y. Wang

**Universidad de Los Andes, Bogota, Colombia**

C. Avila, A. Cabrera, L.F. Chaparro Sierra, C. Florez, C.F. Gonzalez Hernandez, M.A. Segura Delgado

**Universidad de Antioquia, Medellin, Colombia**

J. Mejia Guisao, J.D. Ruiz Alvarez, C.A. Salazar Gonzalez, N. Vanegas Arbelaez

**University of Split, Faculty of Electrical Engineering, Mechanical Engineering and Naval Architecture, Split, Croatia**

D. Giljanović, N. Godinovic, D. Lelas, I. Puljak, T. Sculac

**University of Split, Faculty of Science, Split, Croatia**

Z. Antunovic, M. Kovac

**Institute Rudjer Boskovic, Zagreb, Croatia**

V. Brigljevic, S. Ceci, D. Ferencek, K. Kadija, B. Mesic, M. Roguljic, A. Starodumov<sup>9</sup>, T. Susa

**University of Cyprus, Nicosia, Cyprus**

M.W. Ather, A. Attikis, E. Erodotou, A. Ioannou, M. Kolosova, S. Konstantinou, G. Mavromanolakis, J. Mousa, C. Nicolaou, F. Ptochos, P.A. Razis, H. Rykaczewski, D. Tsiakkouri

**Charles University, Prague, Czech Republic**

M. Finger<sup>10</sup>, M. Finger Jr.<sup>10</sup>, A. Kveton, J. Tomsa

**Escuela Politecnica Nacional, Quito, Ecuador**

E. Ayala

**Universidad San Francisco de Quito, Quito, Ecuador**

E. Carrera Jarrin

**Academy of Scientific Research and Technology of the Arab Republic of Egypt, Egyptian Network of High Energy Physics, Cairo, Egypt**

Y. Assran<sup>11,12</sup>, S. Elgammal<sup>12</sup>

**National Institute of Chemical Physics and Biophysics, Tallinn, Estonia**

S. Bhowmik, A. Carvalho Antunes De Oliveira, R.K. Dewanjee, K. Ehataht, M. Kadastik, M. Raidal, C. Veelken

**Department of Physics, University of Helsinki, Helsinki, Finland**

P. Eerola, L. Forthomme, H. Kirschenmann, K. Osterberg, M. Voutilainen

**Helsinki Institute of Physics, Helsinki, Finland**

F. Garcia, J. Havukainen, J.K. Heikkil, T. Jrvinen, V. Karimki, R. Kinnunen, T. Lampn, K. Lassila-Perini, S. Laurila, S. Lehti, T. Lindn, P. Luukka, T. Menp, H. Siikonen, E. Tuominen, J. Tuominiemi

**Lappeenranta University of Technology, Lappeenranta, Finland**

T. Tuuva

**IRFU, CEA, Universit Paris-Saclay, Gif-sur-Yvette, France**

M. Besancon, F. Couderc, M. Dejardin, D. Denegri, B. Fabbro, J.L. Faure, F. Ferri, S. Ganjour, A. Givernaud, P. Gras, G. Hamel de Monchenault, P. Jarry, C. Leloup, E. Locci, J. Malcles, J. Rander, A. Rosowsky, M.. Sahin, A. Savoy-Navarro<sup>13</sup>, M. Titov

**Laboratoire Leprince-Ringuet, Ecole polytechnique, CNRS/IN2P3, Universit Paris-Saclay, Palaiseau, France**

C. Amendola, F. Beaudette, P. Busson, C. Charlot, B. Diab, G. Falmagne, R. Granier de Cas-sagnac, I. Kucher, A. Lobanov, C. Martin Perez, M. Nguyen, C. Ochando, P. Paganini, J. Rembser, R. Salerno, J.B. Sauvan, Y. Sirois, A. Zabi, A. Zghiche

**Universit de Strasbourg, CNRS, IPHC UMR 7178, Strasbourg, France**

J.-L. Agram<sup>14</sup>, J. Andrea, D. Bloch, G. Bourgatte, J.-M. Brom, E.C. Chabert, C. Collard, E. Conte<sup>14</sup>, J.-C. Fontaine<sup>14</sup>, D. Gel, U. Goerlach, M. Jansov, A.-C. Le Bihan, N. Tonon, P. Van Hove

**Centre de Calcul de l'Institut National de Physique Nucleaire et de Physique des Particules, CNRS/IN2P3, Villeurbanne, France**

S. Gadrat

**Universit de Lyon, Universit Claude Bernard Lyon 1, CNRS-IN2P3, Institut de Physique Nuclaire de Lyon, Villeurbanne, France**

S. Beauceron, C. Bernet, G. Boudoul, C. Camen, N. Chanon, R. Chierici, D. Contardo, P. Depasse, H. El Mamouni, J. Fay, S. Gascon, M. Gouzevitch, B. Ille, Sa. Jain, F. Lagarde, I.B. Laktineh, H. Lattaud, M. Lethuillier, L. Mirabito, S. Perries, V. Sordini, G. Touquet, M. Vander Donckt, S. Viret

**Georgian Technical University, Tbilisi, Georgia**

G. Adamov

**Tbilisi State University, Tbilisi, Georgia**

Z. Tsamalaidze<sup>10</sup>

**RWTH Aachen University, I. Physikalisches Institut, Aachen, Germany**

C. Autermann, L. Feld, M.K. Kiesel, K. Klein, M. Lipinski, D. Meuser, A. Pauls, M. Preuten, M.P. Rauch, C. Schomakers, J. Schulz, M. Teroerde, B. Wittmer

**RWTH Aachen University, III. Physikalisches Institut A, Aachen, Germany**

A. Albert, M. Erdmann, S. Erdweg, T. Esch, B. Fischer, R. Fischer, S. Ghosh, T. Hebbeker, K. Hoepfner, H. Keller, L. Mastrolorenzo, M. Merschmeyer, A. Meyer, P. Millet, G. Mocellin, S. Mondal, S. Mukherjee, D. Noll, A. Novak, T. Pook, A. Pozdnyakov, T. Quast, M. Radziej, Y. Rath, H. Reithler, M. Rieger, J. Roemer, A. Schmidt, S.C. Schuler, A. Sharma, S. Ther, S. Wiedenbeck

**RWTH Aachen University, III. Physikalisches Institut B, Aachen, Germany**

G. Flgge, W. Haj Ahmad<sup>15</sup>, O. Hlushchenko, T. Kress, T. Mller, A. Nehr Korn, A. Nowack, C. Pistone, O. Pooth, D. Roy, H. Sert, A. Stahl<sup>16</sup>

**Deutsches Elektronen-Synchrotron, Hamburg, Germany**

M. Aldaya Martin, P. Asmuss, I. Babounikau, H. Bakhshiansohi, K. Beernaert, O. Behnke, U. Behrens, A. Bermdez Martnez, D. Bertsche, A.A. Bin Anuar, K. Borrás<sup>17</sup>, V. Botta, A. Campbell, A. Cardini, P. Connor, S. Consuegra Rodriguez, C. Contreras-Campana, V. Danilov, A. De Wit, M.M. Defranchis, C. Diez Pardos, D. Domnguez Damiani, G. Eckerlin, D. Eckstein, T. Eichhorn, A. Elwood, E. Eren, E. Gallo<sup>18</sup>, A. Geiser, J.M. Grados Luyando, A. Grohsjean, M. Guthoff, M. Haranko, A. Harb, A. Jafari, N.Z. Jomhari, H. Jung, A. Kasem<sup>17</sup>, M. Kasemann, H. Kaveh, J. Keaveney, C. Kleinwort, J. Knolle, D. Krcker, W. Lange, T. Lenz, J. Leonard, J. Lidrych, K. Lipka, W. Lohmann<sup>19</sup>, R. Mankel, I.-A. Melzer-Pellmann, A.B. Meyer, M. Meyer, M. Missiroli, G. Mittag, J. Mnich, A. Mussgiller, V. Myronenko, D. Prez Adn, S.K. Pflitsch, D. Pitzl, A. Raspereza, A. Saibel, M. Savitskyi, V. Scheurer, P. Schtze, C. Schwanenberger, R. Shevchenko, A. Singh, H. Tholen, O. Turkot, A. Vagnerini, M. Van De Klundert, G.P. Van Onsem, R. Walsh, Y. Wen, K. Wichmann, C. Wissing, O. Zenaiev, R. Zlebcik

**University of Hamburg, Hamburg, Germany**

R. Aggleton, S. Bein, L. Benato, A. Benecke, V. Blobel, T. Dreyer, A. Ebrahimi, A. Frhlich, C. Garbers, E. Garutti, D. Gonzalez, P. Gunnellini, J. Haller, A. Hinzmann, A. Karavdina, G. Kasieczka, R. Klanner, R. Kogler, N. Kovalchuk, S. Kurz, V. Kutzner, J. Lange, T. Lange, A. Malara, D. Marconi, J. Multhaupt, C.E.N. Niemeyer, D. Nowatschin, A. Perieanu, A. Reimers, O. Rieger, C. Scharf, P. Schleper, S. Schumann, J. Schwandt, J. Sonneveld, H. Stadie, G. Steinbrck, F.M. Stober, M. Stver, B. Vormwald, I. Zoi

**Karlsruher Institut fuer Technologie, Karlsruhe, Germany**

C. Barth, M. Baselga, S. Baur, T. Berger, E. Butz, R. Caspart, T. Chwalek, W. De Boer, A. Dierlamm, K. El Morabit, N. Faltermann, M. Giffels, P. Goldenzweig, A. Gottmann, M.A. Harrendorf, F. Hartmann<sup>16</sup>, U. Husemann, S. Kudella, S. Mitra, M.U. Mozer, Th. Mller, M. Musich, A. Nrnberg, G. Quast, K. Rabbertz, D. Schfer, M. Schrder, I. Shvetsov, H.J. Simonis, R. Ulrich, M. Weber, C. Whrmann, R. Wolf

**Institute of Nuclear and Particle Physics (INPP), NCSR Demokritos, Aghia Paraskevi, Greece**

G. Anagnostou, P. Asenov, G. Daskalakis, T. Geralis, A. Kyriakis, D. Loukas, G. Paspalaki

**National and Kapodistrian University of Athens, Athens, Greece**

M. Diamantopoulou, G. Karathanasis, P. Kontaxakis, A. Panagiotou, I. Papavergou, N. Saoulidou, A. Stakia, K. Theofilatos, K. Vellidis

**National Technical University of Athens, Athens, Greece**

G. Bakas, K. Kousouris, I. Papakrivopoulos, G. Tsipolitis

**University of Ionnina, Ionnina, Greece**

I. Evangelou, C. Foudas, P. Giannelis, P. Katsoulis, P. Kokkas, S. Mallios, K. Manitaras, N. Manthos, I. Papadopoulos, J. Strogas, F.A. Triantis, D. Tsitsonis

**MTA-ELTE Lendlet CMS Particle and Nuclear Physics Group, Etsv Lornd University, Budapest, Hungary**

M. Bartk<sup>20</sup>, M. Csanad, P. Major, K. Mandal, A. Mehta, M.I. Nagy, G. Pasztor, O. Surnyi, G.I. Veres

**Wigner Research Centre for Physics, Budapest, Hungary**

G. Bencze, C. Hajdu, D. Horvath<sup>21</sup>, F. Sikler, T. Vmi, V. Veszpremi, G. Vesztergombi<sup>†</sup>

**Institute of Nuclear Research ATOMKI, Debrecen, Hungary**

N. Beni, S. Czellar, J. Karancsi<sup>20</sup>, A. Makovec, J. Molnar, Z. Szillasi

**Institute of Physics, University of Debrecen, Debrecen, Hungary**

P. Raics, D. Teyssier, Z.L. Trocsanyi, B. Ujvari

**Eszterhazy Karoly University, Karoly Robert Campus, Gyongyos, Hungary**

T. Csorgo, W.J. Metzger, F. Nemes, T. Novak

**Indian Institute of Science (IISc), Bangalore, India**

S. Choudhury, J.R. Komaragiri, P.C. Tiwari

**National Institute of Science Education and Research, HBNI, Bhubaneswar, India**

S. Bahinipati<sup>23</sup>, C. Kar, G. Kole, P. Mal, V.K. Muraleedharan Nair Bindhu, A. Nayak<sup>24</sup>, D.K. Sahoo<sup>23</sup>, S.K. Swain

**Panjab University, Chandigarh, India**

S. Bansal, S.B. Beri, V. Bhatnagar, S. Chauhan, R. Chawla, N. Dhingra, R. Gupta, A. Kaur, M. Kaur, S. Kaur, P. Kumari, M. Lohan, M. Meena, K. Sandeep, S. Sharma, J.B. Singh, A.K. Viridi, G. Walia

**University of Delhi, Delhi, India**

A. Bhardwaj, B.C. Choudhary, R.B. Garg, M. Gola, S. Keshri, Ashok Kumar, S. Malhotra, M. Naimuddin, P. Priyanka, K. Ranjan, Aashaq Shah, R. Sharma

**Saha Institute of Nuclear Physics, HBNI, Kolkata, India**

R. Bhardwaj<sup>25</sup>, M. Bharti<sup>25</sup>, R. Bhattacharya, S. Bhattacharya, U. Bhawandeep<sup>25</sup>, D. Bhowmik, S. Dey, S. Dutta, S. Ghosh, M. Maity<sup>26</sup>, K. Mondal, S. Nandan, A. Purohit, P.K. Rout, G. Saha, S. Sarkar, T. Sarkar<sup>26</sup>, M. Sharan, B. Singh<sup>25</sup>, S. Thakur<sup>25</sup>

**Indian Institute of Technology Madras, Madras, India**

P.K. Behera, P. Kalbhor, A. Muhammad, P.R. Pujahari, A. Sharma, A.K. Sikdar

**Bhabha Atomic Research Centre, Mumbai, India**

R. Chudasama, D. Dutta, V. Jha, V. Kumar, D.K. Mishra, P.K. Netrakanti, L.M. Pant, P. Shukla

**Tata Institute of Fundamental Research-A, Mumbai, India**

T. Aziz, M.A. Bhat, S. Dugad, G.B. Mohanty, N. Sur, RavindraKumar Verma

**Tata Institute of Fundamental Research-B, Mumbai, India**

S. Banerjee, S. Bhattacharya, S. Chatterjee, P. Das, M. Guchait, S. Karmakar, S. Kumar, G. Majumder, K. Mazumdar, N. Sahoo, S. Sawant

**Indian Institute of Science Education and Research (IISER), Pune, India**

S. Chauhan, S. Dube, V. Hegde, A. Kapoor, K. Kothekar, S. Pandey, A. Rane, A. Rastogi, S. Sharma

**Institute for Research in Fundamental Sciences (IPM), Tehran, Iran**

S. Chenarani<sup>27</sup>, E. Eskandari Tadavani, S.M. Etesami<sup>27</sup>, M. Khakzad, M. Mohammadi Najafabadi, M. Naseri, F. Rezaei Hosseinabadi

**University College Dublin, Dublin, Ireland**

M. Felcini, M. Grunewald

**INFN Sezione di Bari <sup>a</sup>, Universit di Bari <sup>b</sup>, Politecnico di Bari <sup>c</sup>, Bari, Italy**

M. Abbrescia<sup>a,b</sup>, R. Aly<sup>a,b,28</sup>, C. Calabria<sup>a,b</sup>, A. Colaleo<sup>a</sup>, D. Creanza<sup>a,c</sup>, L. Cristella<sup>a,b</sup>, N. De Filippis<sup>a,c</sup>, M. De Palma<sup>a,b</sup>, A. Di Florio<sup>a,b</sup>, L. Fiore<sup>a</sup>, A. Gelmi<sup>a,b</sup>, G. Iaselli<sup>a,c</sup>,

M. Ince<sup>a,b</sup>, S. Lezki<sup>a,b</sup>, G. Maggi<sup>a,c</sup>, M. Maggi<sup>a</sup>, G. Miniello<sup>a,b</sup>, S. My<sup>a,b</sup>, S. Nuzzo<sup>a,b</sup>, A. Pompili<sup>a,b</sup>, G. Pugliese<sup>a,c</sup>, R. Radogna<sup>a</sup>, A. Ranieri<sup>a</sup>, G. Selvaggi<sup>a,b</sup>, L. Silvestris<sup>a</sup>, R. Venditti<sup>a</sup>, P. Verwilligen<sup>a</sup>

**INFN Sezione di Bologna <sup>a</sup>, Universit di Bologna <sup>b</sup>, Bologna, Italy**

G. Abbiendi<sup>a</sup>, C. Battilana<sup>a,b</sup>, D. Bonacorsi<sup>a,b</sup>, L. Borgonovi<sup>a,b</sup>, S. Braibant-Giacomelli<sup>a,b</sup>, R. Campanini<sup>a,b</sup>, P. Capiluppi<sup>a,b</sup>, A. Castro<sup>a,b</sup>, F.R. Cavallo<sup>a</sup>, C. Ciocca<sup>a</sup>, G. Codispoti<sup>a,b</sup>, M. Cuffiani<sup>a,b</sup>, G.M. Dallavalle<sup>a</sup>, F. Fabbri<sup>a</sup>, A. Fanfani<sup>a,b</sup>, E. Fontanesi, P. Giacomelli<sup>a</sup>, C. Grandi<sup>a</sup>, L. Guiducci<sup>a,b</sup>, F. Iemmi<sup>a,b</sup>, S. Lo Meo<sup>a,29</sup>, S. Marcellini<sup>a</sup>, G. Masetti<sup>a</sup>, F.L. Navarria<sup>a,b</sup>, A. Perrotta<sup>a</sup>, F. Primavera<sup>a,b</sup>, A.M. Rossi<sup>a,b</sup>, T. Rovelli<sup>a,b</sup>, G.P. Siroli<sup>a,b</sup>, N. Tosi<sup>a</sup>

**INFN Sezione di Catania <sup>a</sup>, Universit di Catania <sup>b</sup>, Catania, Italy**

S. Albergo<sup>a,b,30</sup>, S. Costa<sup>a,b</sup>, A. Di Mattia<sup>a</sup>, R. Potenza<sup>a,b</sup>, A. Tricomi<sup>a,b,30</sup>, C. Tuve<sup>a,b</sup>

**INFN Sezione di Firenze <sup>a</sup>, Universit di Firenze <sup>b</sup>, Firenze, Italy**

G. Barbagli<sup>a</sup>, R. Ceccarelli, K. Chatterjee<sup>a,b</sup>, V. Ciulli<sup>a,b</sup>, C. Civinini<sup>a</sup>, R. D'Alessandro<sup>a,b</sup>, E. Focardi<sup>a,b</sup>, G. Latino, P. Lenzi<sup>a,b</sup>, M. Meschini<sup>a</sup>, S. Paoletti<sup>a</sup>, G. Sguazzoni<sup>a</sup>, D. Strom<sup>a</sup>, L. Viliani<sup>a</sup>

**INFN Laboratori Nazionali di Frascati, Frascati, Italy**

L. Benussi, S. Bianco, D. Piccolo

**INFN Sezione di Genova <sup>a</sup>, Universit di Genova <sup>b</sup>, Genova, Italy**

M. Bozzo<sup>a,b</sup>, F. Ferro<sup>a</sup>, R. Mulargia<sup>a,b</sup>, E. Robutti<sup>a</sup>, S. Tosi<sup>a,b</sup>

**INFN Sezione di Milano-Bicocca <sup>a</sup>, Universit di Milano-Bicocca <sup>b</sup>, Milano, Italy**

A. Benaglia<sup>a</sup>, A. Beschi<sup>a,b</sup>, F. Brivio<sup>a,b</sup>, V. Ciriolo<sup>a,b,16</sup>, S. Di Guida<sup>a,b,16</sup>, M.E. Dinardo<sup>a,b</sup>, P. Dini<sup>a</sup>, S. Fiorendi<sup>a,b</sup>, S. Gennai<sup>a</sup>, A. Ghezzi<sup>a,b</sup>, P. Govoni<sup>a,b</sup>, L. Guzzi<sup>a,b</sup>, M. Malberti<sup>a</sup>, S. Malvezzi<sup>a</sup>, D. Menasce<sup>a</sup>, F. Monti<sup>a,b</sup>, L. Moroni<sup>a</sup>, G. Ortona<sup>a,b</sup>, M. Paganoni<sup>a,b</sup>, D. Pedrini<sup>a</sup>, S. Ragazzi<sup>a,b</sup>, T. Tabarelli de Fatis<sup>a,b</sup>, D. Zuolo<sup>a,b</sup>

**INFN Sezione di Napoli <sup>a</sup>, Universit di Napoli 'Federico II' <sup>b</sup>, Napoli, Italy, Universit della Basilicata <sup>c</sup>, Potenza, Italy, Universit G. Marconi <sup>d</sup>, Roma, Italy**

S. Buontempo<sup>a</sup>, N. Cavallo<sup>a,c</sup>, A. De Iorio<sup>a,b</sup>, A. Di Crescenzo<sup>a,b</sup>, F. Fabozzi<sup>a,c</sup>, F. Fienga<sup>a</sup>, G. Galati<sup>a</sup>, A.O.M. Iorio<sup>a,b</sup>, L. Lista<sup>a,b</sup>, S. Meola<sup>a,d,16</sup>, P. Paolucci<sup>a,16</sup>, B. Rossi<sup>a</sup>, C. Sciacca<sup>a,b</sup>, E. Voevodina<sup>a,b</sup>

**INFN Sezione di Padova <sup>a</sup>, Universit di Padova <sup>b</sup>, Padova, Italy, Universit di Trento <sup>c</sup>, Trento, Italy**

P. Azzi<sup>a</sup>, N. Bacchetta<sup>a</sup>, D. Bisello<sup>a,b</sup>, A. Boletti<sup>a,b</sup>, A. Bragagnolo, R. Carlin<sup>a,b</sup>, P. Checchia<sup>a</sup>, P. De Castro Manzano<sup>a</sup>, T. Dorigo<sup>a</sup>, U. Dosselli<sup>a</sup>, F. Gasparini<sup>a,b</sup>, U. Gasparini<sup>a,b</sup>, A. Gozzelino<sup>a</sup>, S.Y. Hoh, P. Lujan, M. Margoni<sup>a,b</sup>, A.T. Meneguzzo<sup>a,b</sup>, J. Pazzini<sup>a,b</sup>, M. Presilla<sup>b</sup>, P. Ronchese<sup>a,b</sup>, R. Rossin<sup>a,b</sup>, F. Simonetto<sup>a,b</sup>, A. Tiko, M. Tosi<sup>a,b</sup>, M. Zanetti<sup>a,b</sup>, P. Zotto<sup>a,b</sup>, G. Zumerle<sup>a,b</sup>

**INFN Sezione di Pavia <sup>a</sup>, Universit di Pavia <sup>b</sup>, Pavia, Italy**

A. Braghieri<sup>a</sup>, P. Montagna<sup>a,b</sup>, S.P. Ratti<sup>a,b</sup>, V. Re<sup>a</sup>, M. Ressegotti<sup>a,b</sup>, C. Riccardi<sup>a,b</sup>, P. Salvini<sup>a</sup>, I. Vai<sup>a,b</sup>, P. Vitulo<sup>a,b</sup>

**INFN Sezione di Perugia <sup>a</sup>, Universit di Perugia <sup>b</sup>, Perugia, Italy**

M. Biasini<sup>a,b</sup>, G.M. Bilei<sup>a</sup>, C. Cecchi<sup>a,b</sup>, D. Ciangottini<sup>a,b</sup>, L. Fan<sup>a,b</sup>, P. Lariccia<sup>a,b</sup>, R. Leonardi<sup>a,b</sup>, E. Manoni<sup>a</sup>, G. Mantovani<sup>a,b</sup>, V. Mariani<sup>a,b</sup>, M. Menichelli<sup>a</sup>, A. Rossi<sup>a,b</sup>, A. Santocchia<sup>a,b</sup>, D. Spiga<sup>a</sup>

**INFN Sezione di Pisa <sup>a</sup>, Universit di Pisa <sup>b</sup>, Scuola Normale Superiore di Pisa <sup>c</sup>, Pisa, Italy**

K. Androsov<sup>a</sup>, P. Azzurri<sup>a</sup>, G. Bagliesi<sup>a</sup>, V. Bertacchi<sup>a,c</sup>, L. Bianchini<sup>a</sup>, T. Boccali<sup>a</sup>,

R. Castaldi<sup>a</sup>, M.A. Ciocci<sup>a,b</sup>, R. Dell'Orso<sup>a</sup>, G. Fedi<sup>a</sup>, L. Giannini<sup>a,c</sup>, A. Giassi<sup>a</sup>, M.T. Grippo<sup>a</sup>, F. Ligabue<sup>a,c</sup>, E. Manca<sup>a,c</sup>, G. Mandorli<sup>a,c</sup>, A. Messineo<sup>a,b</sup>, F. Palla<sup>a</sup>, A. Rizzi<sup>a,b</sup>, G. Rolandi<sup>31</sup>, S. Roy Chowdhury, A. Scribano<sup>a</sup>, P. Spagnolo<sup>a</sup>, R. Tenchini<sup>a</sup>, G. Tonelli<sup>a,b</sup>, N. Turini, A. Venturi<sup>a</sup>, P.G. Verdini<sup>a</sup>

**INFN Sezione di Roma <sup>a</sup>, Sapienza Universit di Roma <sup>b</sup>, Rome, Italy**

F. Cavallari<sup>a</sup>, M. Cipriani<sup>a,b</sup>, D. Del Re<sup>a,b</sup>, E. Di Marco<sup>a,b</sup>, M. Diemoz<sup>a</sup>, E. Longo<sup>a,b</sup>, B. Marzocchi<sup>a,b</sup>, P. Meridiani<sup>a</sup>, G. Organtini<sup>a,b</sup>, F. Pandolfi<sup>a</sup>, R. Paramatti<sup>a,b</sup>, C. Quaranta<sup>a,b</sup>, S. Rahatlou<sup>a,b</sup>, C. Rovelli<sup>a</sup>, F. Santanastasio<sup>a,b</sup>, L. Soffi<sup>a,b</sup>

**INFN Sezione di Torino <sup>a</sup>, Universit di Torino <sup>b</sup>, Torino, Italy, Universit del Piemonte Orientale <sup>c</sup>, Novara, Italy**

N. Amapane<sup>a,b</sup>, R. Arcidiacono<sup>a,c</sup>, S. Argiro<sup>a,b</sup>, M. Arneodo<sup>a,c</sup>, N. Bartosik<sup>a</sup>, R. Bellan<sup>a,b</sup>, C. Biino<sup>a</sup>, A. Cappati<sup>a,b</sup>, N. Cartiglia<sup>a</sup>, S. Cometti<sup>a</sup>, M. Costa<sup>a,b</sup>, R. Covarelli<sup>a,b</sup>, N. Demaria<sup>a</sup>, B. Kiani<sup>a,b</sup>, C. Mariotti<sup>a</sup>, S. Maselli<sup>a</sup>, E. Migliore<sup>a,b</sup>, V. Monaco<sup>a,b</sup>, E. Monteil<sup>a,b</sup>, M. Monteno<sup>a</sup>, M.M. Obertino<sup>a,b</sup>, L. Pacher<sup>a,b</sup>, N. Pastrone<sup>a</sup>, M. Pelliccioni<sup>a</sup>, G.L. Pinna Angioni<sup>a,b</sup>, A. Romero<sup>a,b</sup>, M. Ruspai<sup>a,c</sup>, R. Sacchi<sup>a,b</sup>, R. Salvatico<sup>a,b</sup>, V. Sola<sup>a</sup>, A. Solano<sup>a,b</sup>, D. Soldi<sup>a,b</sup>, A. Staiano<sup>a</sup>

**INFN Sezione di Trieste <sup>a</sup>, Universit di Trieste <sup>b</sup>, Trieste, Italy**

S. Belforte<sup>a</sup>, V. Candelise<sup>a,b</sup>, M. Casarsa<sup>a</sup>, F. Cossutti<sup>a</sup>, A. Da Rold<sup>a,b</sup>, G. Della Ricca<sup>a,b</sup>, F. Vazzoler<sup>a,b</sup>, A. Zanetti<sup>a</sup>

**Kyungpook National University, Daegu, Korea**

B. Kim, D.H. Kim, G.N. Kim, M.S. Kim, J. Lee, S.W. Lee, C.S. Moon, Y.D. Oh, S.I. Pak, S. Sekmen, D.C. Son, Y.C. Yang

**Chonnam National University, Institute for Universe and Elementary Particles, Kwangju, Korea**

H. Kim, D.H. Moon, G. Oh

**Hanyang University, Seoul, Korea**

B. Francois, T.J. Kim, J. Park

**Korea University, Seoul, Korea**

S. Cho, S. Choi, Y. Go, D. Gyun, S. Ha, B. Hong, K. Lee, K.S. Lee, J. Lim, J. Park, S.K. Park, Y. Roh

**Kyung Hee University, Department of Physics**

J. Goh

**Sejong University, Seoul, Korea**

H.S. Kim

**Seoul National University, Seoul, Korea**

J. Almond, J.H. Bhyun, J. Choi, S. Jeon, J. Kim, J.S. Kim, H. Lee, K. Lee, S. Lee, K. Nam, M. Oh, S.B. Oh, B.C. Radburn-Smith, U.K. Yang, H.D. Yoo, I. Yoon, G.B. Yu

**University of Seoul, Seoul, Korea**

D. Jeon, H. Kim, J.H. Kim, J.S.H. Lee, I.C. Park, I. Watson

**Sungkyunkwan University, Suwon, Korea**

Y. Choi, C. Hwang, Y. Jeong, J. Lee, Y. Lee, I. Yu

**Riga Technical University, Riga, Latvia**

V. Veckalns<sup>32</sup>

**Vilnius University, Vilnius, Lithuania**

V. Dudenas, A. Juodagalvis, G. Tamulaitis, J. Vaitkus

**National Centre for Particle Physics, Universiti Malaya, Kuala Lumpur, Malaysia**

Z.A. Ibrahim, F. Mohamad Idris<sup>33</sup>, W.A.T. Wan Abdullah, M.N. Yusli, Z. Zolkapli

**Universidad de Sonora (UNISON), Hermosillo, Mexico**

J.F. Benitez, A. Castaneda Hernandez, J.A. Murillo Quijada, L. Valencia Palomo

**Centro de Investigacion y de Estudios Avanzados del IPN, Mexico City, Mexico**

H. Castilla-Valdez, E. De La Cruz-Burelo, I. Heredia-De La Cruz<sup>34</sup>, R. Lopez-Fernandez, A. Sanchez-Hernandez

**Universidad Iberoamericana, Mexico City, Mexico**

S. Carrillo Moreno, C. Oropeza Barrera, M. Ramirez-Garcia, F. Vazquez Valencia

**Benemerita Universidad Autonoma de Puebla, Puebla, Mexico**

J. Eysermans, I. Pedraza, H.A. Salazar Ibarquen, C. Uribe Estrada

**Universidad Autnoma de San Luis Potos, San Luis Potos, Mexico**

A. Morelos Pineda

**University of Montenegro, Podgorica, Montenegro**

N. Raicevic

**University of Auckland, Auckland, New Zealand**

D. Krofcheck

**University of Canterbury, Christchurch, New Zealand**

S. Bheesette, P.H. Butler

**National Centre for Physics, Quaid-I-Azam University, Islamabad, Pakistan**

A. Ahmad, M. Ahmad, Q. Hassan, H.R. Hoorani, W.A. Khan, M.A. Shah, M. Shoaib, M. Waqas

**AGH University of Science and Technology Faculty of Computer Science, Electronics and Telecommunications, Krakow, Poland**

V. Avati, L. Grzanka, M. Malawski

**National Centre for Nuclear Research, Swierk, Poland**

H. Bialkowska, M. Bluj, B. Boimska, M. Grski, M. Kazana, M. Szleper, P. Zalewski

**Institute of Experimental Physics, Faculty of Physics, University of Warsaw, Warsaw, Poland**

K. Bunkowski, A. Byszuk<sup>35</sup>, K. Doroba, A. Kalinowski, M. Konecki, J. Krolikowski, M. Misiura, M. Olszewski, A. Pyskir, M. Walczak

**Laboratrio de Instrumentao e Fsica Experimental de Partculas, Lisboa, Portugal**

M. Araujo, P. Bargassa, D. Bastos, A. Di Francesco, P. Faccioli, B. Galinhas, M. Gallinaro, J. Hollar, N. Leonardo, J. Seixas, K. Shchelina, G. Strong, O. Toldaiev, J. Varela

**Joint Institute for Nuclear Research, Dubna, Russia**

P. Bunin, I. Golutvin, I. Gorbunov, A. Kamenev, V. Karjavine, A. Lanev, A. Malakhov, V. Matveev<sup>36,37</sup>, P. Moisenz, V. Palichik, V. Perelygin, M. Savina, S. Shmatov, S. Shulha, A. Zarubin

**Petersburg Nuclear Physics Institute, Gatchina (St. Petersburg), Russia**

L. Chtchipounov, V. Golovtsov, Y. Ivanov, V. Kim<sup>38</sup>, E. Kuznetsova<sup>39</sup>, P. Levchenko, V. Murzin, V. Oreshkin, I. Smirnov, D. Sosnov, V. Sulimov, L. Uvarov, A. Vorobyev



**Institute for Nuclear Research, Moscow, Russia**

Yu. Andreev, A. Dermenev, S. Gninenko, N. Golubev, A. Karneyeu, M. Kirsanov, N. Krasnikov, A. Pashenkov, D. Tlisov, A. Toropin

**Institute for Theoretical and Experimental Physics named by A.I. Alikhanov of NRC 'Kurchatov Institute', Moscow, Russia**

V. Epshteyn, V. Gavrilov, N. Lychkovskaya, A. Nikitenko<sup>40</sup>, V. Popov, I. Pozdnyakov, G. Safronov, A. Spiridonov, A. Stepenov, M. Toms, E. Vlasov, A. Zhokin

**Moscow Institute of Physics and Technology, Moscow, Russia**

T. Aushev

**National Research Nuclear University 'Moscow Engineering Physics Institute' (MEPhI), Moscow, Russia**

M. Chadeeva<sup>41</sup>, P. Parygin, D. Philippov, E. Popova, V. Rusinov

**P.N. Lebedev Physical Institute, Moscow, Russia**

V. Andreev, M. Azarkin, I. Dremin, M. Kirakosyan, A. Terkulov

**Skobeltsyn Institute of Nuclear Physics, Lomonosov Moscow State University, Moscow, Russia**

A. Belyaev, E. Boos, V. Bunichev, M. Dubinin<sup>42</sup>, L. Dudko, A. Ershov, A. Gribushin, V. Klyukhin, O. Kodolova, I. Lokhtin, S. Obraztsov, M. Perfilov, V. Savrin

**Novosibirsk State University (NSU), Novosibirsk, Russia**

A. Barnyakov<sup>43</sup>, V. Blinov<sup>43</sup>, T. Dimova<sup>43</sup>, L. Kardapol'tsev<sup>43</sup>, Y. Skovpen<sup>43</sup>

**Institute for High Energy Physics of National Research Centre 'Kurchatov Institute', Protvino, Russia**

I. Azhgirey, I. Bayshev, S. Bitioukov, V. Kachanov, D. Konstantinov, P. Mandrik, V. Petrov, R. Ryutin, S. Slabospitskii, A. Sobol, S. Troshin, N. Tyurin, A. Uzunian, A. Volkov

**National Research Tomsk Polytechnic University, Tomsk, Russia**

A. Babaev, A. Iuzhakov, V. Okhotnikov

**Tomsk State University, Tomsk, Russia**

V. Borchsh, V. Ivanchenko, E. Tcherniaev

**University of Belgrade: Faculty of Physics and VINCA Institute of Nuclear Sciences**

P. Adzic<sup>44</sup>, P. Cirkovic, D. Devetak, M. Dordevic, P. Milenovic, J. Milosevic, M. Stojanovic

**Centro de Investigaciones Energéticas Medioambientales y Tecnológicas (CIEMAT), Madrid, Spain**

M. Aguilar-Benitez, J. Alcaraz Maestre, A. Alvarez Fernandez, I. Bachiller, M. Barrio Luna, J.A. Brochero Cifuentes, C.A. Carrillo Montoya, M. Cepeda, M. Cerrada, N. Colino, B. De La Cruz, A. Delgado Peris, C. Fernandez Bedoya, J.P. Fernandez Ramos, J. Flix, M.C. Fouz, O. Gonzalez Lopez, S. Goy Lopez, J.M. Hernandez, M.I. Josa, D. Moran, . Navarro Tobar, A. Prez-Calero Yzquierdo, J. Puerta Pelayo, I. Redondo, L. Romero, S. Snchez Navas, M.S. Soares, A. Triossi, C. Willmott

**Universidad Autnoma de Madrid, Madrid, Spain**

C. Albajar, J.F. de Trocniz

**Universidad de Oviedo, Oviedo, Spain**

B. Alvarez Gonzalez, J. Cuevas, C. Erice, J. Fernandez Menendez, S. Folgueras, I. Gonzalez Caballero, J.R. Gonzlez Fernandez, E. Palencia Cortezon, V. Rodriguez Bouza, S. Sanchez Cruz

**Instituto de Física de Cantabria (IFCA), CSIC-Universidad de Cantabria, Santander, Spain**

I.J. Cabrillo, A. Calderon, B. Chazin Quero, J. Duarte Campderros, M. Fernandez, P.J. Fernandez Manteca, A. Garcia Alonso, G. Gomez, C. Martinez Rivero, P. Martinez Ruiz del Arbol, F. Matorras, J. Piedra Gomez, C. Prieels, T. Rodrigo, A. Ruiz-Jimeno, L. Russo<sup>45</sup>, L. Scodellaro, N. Trevisani, I. Vila, J.M. Vizan Garcia

**University of Colombo, Colombo, Sri Lanka**

K. Malagalage

**University of Ruhuna, Department of Physics, Matara, Sri Lanka**

W.G.D. Dharmaratna, N. Wickramage

**CERN, European Organization for Nuclear Research, Geneva, Switzerland**

D. Abbaneo, B. Akgun, E. Auffray, G. Auzinger, J. Baechler, P. Baillon, A.H. Ball, D. Barney, J. Bendavid, M. Bianco, A. Bocci, E. Bossini, C. Botta, E. Brondolin, T. Camporesi, A. Caratelli, G. Cerminara, E. Chapon, G. Cucciati, D. d'Enterria, A. Dabrowski, N. Daci, V. Daponte, A. David, O. Davignon, A. De Roeck, N. Deelen, M. Deile, M. Dobson, M. Dnser, N. Dupont, A. Elliott-Peisert, F. Fallavollita<sup>46</sup>, D. Fasanella, G. Franzoni, J. Fulcher, W. Funk, S. Giani, D. Gigi, A. Gilbert, K. Gill, F. Glege, M. Gruchala, M. Guilbaud, D. Gulhan, J. Hegeman, C. Heidegger, Y. Iiyama, V. Innocente, P. Janot, O. Karacheban<sup>19</sup>, J. Kaspar, J. Kieseler, M. Krammer<sup>1</sup>, C. Lange, P. Lecoq, C. Loureno, L. Malgeri, M. Mannelli, A. Massironi, F. Meijers, J.A. Merlin, S. Mersi, E. Meschi, F. Moortgat, M. Mulders, J. Ngadiuba, S. Nourbakhsh, S. Orfanelli, L. Orsini, F. Pantaleo<sup>16</sup>, L. Pape, E. Perez, M. Peruzzi, A. Petrilli, G. Petrucciani, A. Pfeiffer, M. Pierini, F.M. Pitters, D. Rabad, A. Racz, M. Rovere, H. Sakulin, C. Schfer, C. Schwick, M. Selvaggi, A. Sharma, P. Silva, W. Snoeys, P. Sphicas<sup>47</sup>, J. Steggemann, V.R. Tavolaro, D. Treille, A. Tsiro, A. Vartak, M. Verzetti, W.D. Zeuner

**Paul Scherrer Institut, Villigen, Switzerland**

L. Caminada<sup>48</sup>, K. Deiters, W. Erdmann, R. Horisberger, Q. Ingram, H.C. Kaestli, D. Kotlinski, U. Langenegger, T. Rohe, S.A. Wiederkehr

**ETH Zurich - Institute for Particle Physics and Astrophysics (IPA), Zurich, Switzerland**

M. Backhaus, P. Berger, N. Chernyavskaya, G. Dissertori, M. Dittmar, M. Doneg, C. Dorfer, T.A. Gmez Espinosa, C. Grab, D. Hits, T. Klijsma, W. Lustermann, R.A. Manzoni, M. Marionneau, M.T. Meinhard, F. Micheli, P. Musella, F. Nessi-Tedaldi, F. Pauss, G. Perrin, L. Perrozzi, S. Pigazzini, M. Reichmann, C. Reissel, T. Reitenspiess, D. Ruini, D.A. Sanz Becerra, M. Schenberger, L. Shchutka, M.L. Vesterbacka Olsson, R. Wallny, D.H. Zhu

**Universitt Zrich, Zurich, Switzerland**

T.K. Aarrestad, C. AMSler<sup>49</sup>, D. Brzhechko, M.F. Canelli, A. De Cosa, R. Del Burgo, S. Donato, B. Kilminster, S. Leontsinis, V.M. Mikuni, I. Neutelings, G. Rauco, P. Robmann, D. Salerno, K. Schweiger, C. Seitz, Y. Takahashi, S. Wertz, A. Zucchetta

**National Central University, Chung-Li, Taiwan**

T.H. Doan, C.M. Kuo, W. Lin, A. Roy, S.S. Yu

**National Taiwan University (NTU), Taipei, Taiwan**

P. Chang, Y. Chao, K.F. Chen, P.H. Chen, W.-S. Hou, Y.y. Li, R.-S. Lu, E. Paganis, A. Psallidas, A. Steen

**Chulalongkorn University, Faculty of Science, Department of Physics, Bangkok, Thailand**

B. Asavapibhop, C. Asawatangtrakuldee, N. Srimanobhas, N. Suwonjandee

**ukurova University, Physics Department, Science and Art Faculty, Adana, Turkey**

A. Bat, F. Boran, S. Cerci<sup>50</sup>, S. Damarseckin<sup>51</sup>, Z.S. Demiroglu, F. Dolek, C. Dozen, I. Dumanoglu, G. Gokbulut, EmineGurpinar Guler<sup>52</sup>, Y. Guler, I. Hos<sup>53</sup>, C. Isik, E.E. Kangal<sup>54</sup>, O. Kara, A. Kayis Topaksu, U. Kiminsu, M. Oglakci, G. Onengut, K. Ozdemir<sup>55</sup>, S. Ozturk<sup>56</sup>, A.E. Simsek, D. Sunar Cerci<sup>50</sup>, U.G. Tok, S. Turkcapar, I.S. Zorbakir, C. Zorbilmez

**Middle East Technical University, Physics Department, Ankara, Turkey**

B. Isildak<sup>57</sup>, G. Karapinar<sup>58</sup>, M. Yalvac

**Bogazici University, Istanbul, Turkey**

I.O. Atakisi, E. Glmez, M. Kaya<sup>59</sup>, O. Kaya<sup>60</sup>, B. Kaynak, . zelik, S. Tekten, E.A. Yetkin<sup>61</sup>

**Istanbul Technical University, Istanbul, Turkey**

A. Cakir, Y. Komurcu, S. Sen<sup>62</sup>

**Istanbul University, Istanbul, Turkey**

S. Ozkorucuklu

**Institute for Scintillation Materials of National Academy of Science of Ukraine, Kharkov, Ukraine**

B. Grynyov

**National Scientific Center, Kharkov Institute of Physics and Technology, Kharkov, Ukraine**

L. Levchuk

**University of Bristol, Bristol, United Kingdom**

F. Ball, E. Bhal, S. Bologna, J.J. Brooke, D. Burns, E. Clement, D. Cussans, H. Flacher, J. Goldstein, G.P. Heath, H.F. Heath, L. Kreczko, S. Paramesvaran, B. Penning, T. Sakuma, S. Seif El Nasr-Storey, D. Smith, V.J. Smith, J. Taylor, A. Titterton

**Rutherford Appleton Laboratory, Didcot, United Kingdom**

K.W. Bell, A. Belyaev<sup>63</sup>, C. Brew, R.M. Brown, D. Cieri, D.J.A. Cockerill, J.A. Coughlan, K. Harder, S. Harper, J. Linacre, K. Manolopoulos, D.M. Newbold, E. Olaiya, D. Petyt, T. Reis, T. Schuh, C.H. Shepherd-Themistocleous, A. Thea, I.R. Tomalin, T. Williams, W.J. Womersley

**Imperial College, London, United Kingdom**

R. Bainbridge, P. Bloch, J. Borg, S. Breeze, O. Buchmuller, A. Bundock, GurpreetSingh CHAHAL<sup>64</sup>, D. Colling, P. Dauncey, G. Davies, M. Della Negra, R. Di Maria, P. Everaerts, G. Hall, G. Iles, T. James, M. Komm, C. Laner, L. Lyons, A.-M. Magnan, S. Malik, A. Martelli, V. Milosevic, J. Nash<sup>65</sup>, V. Palladino, M. Pesaresi, D.M. Raymond, A. Richards, A. Rose, E. Scott, C. Seez, A. Shtipliyski, M. Stoye, T. Strebler, S. Summers, A. Tapper, K. Uchida, T. Virdee<sup>16</sup>, N. Wardle, D. Winterbottom, J. Wright, A.G. Zecchinelli, S.C. Zenz

**Brunel University, Uxbridge, United Kingdom**

J.E. Cole, P.R. Hobson, A. Khan, P. Kyberd, C.K. Mackay, A. Morton, I.D. Reid, L. Teodorescu, S. Zahid

**Baylor University, Waco, USA**

K. Call, J. Dittmann, K. Hatakeyama, C. Madrid, B. McMaster, N. Pastika, C. Smith

**Catholic University of America, Washington, DC, USA**

R. Bartek, A. Dominguez, R. Uniyal

**The University of Alabama, Tuscaloosa, USA**

A. Buccilli, S.I. Cooper, C. Henderson, P. Rumerio, C. West

**Boston University, Boston, USA**

D. Arcaro, T. Bose, Z. Demiragli, D. Gastler, S. Girgis, D. Pinna, C. Richardson, J. Rohlf, D. Sperka, I. Suarez, L. Sulak, D. Zou

**Brown University, Providence, USA**

G. Benelli, B. Burkle, X. Coubez, D. Cutts, Y.t. Duh, M. Hadley, J. Hakala, U. Heintz, J.M. Hogan<sup>66</sup>, K.H.M. Kwok, E. Laird, G. Landsberg, J. Lee, Z. Mao, M. Narain, S. Sagir<sup>67</sup>, R. Syarif, E. Usai, D. Yu

**University of California, Davis, Davis, USA**

R. Band, C. Brainerd, R. Breedon, M. Calderon De La Barca Sanchez, M. Chertok, J. Conway, R. Conway, P.T. Cox, R. Erbacher, C. Flores, G. Funk, F. Jensen, W. Ko, O. Kukral, R. Lander, M. Mulhearn, D. Pellett, J. Pilot, M. Shi, D. Stolp, D. Taylor, K. Tos, M. Tripathi, Z. Wang, F. Zhang

**University of California, Los Angeles, USA**

M. Bachtis, C. Bravo, R. Cousins, A. Dasgupta, A. Florent, J. Hauser, M. Ignatenko, N. Mccoll, W.A. Nash, S. Regnard, D. Saltzberg, C. Schnaible, B. Stone, V. Valuev

**University of California, Riverside, Riverside, USA**

K. Burt, R. Clare, J.W. Gary, S.M.A. Ghiasi Shirazi, G. Hanson, G. Karapostoli, E. Kennedy, O.R. Long, M. Olmedo Negrete, M.I. Paneva, W. Si, L. Wang, H. Wei, S. Wimpenny, B.R. Yates, Y. Zhang

**University of California, San Diego, La Jolla, USA**

J.G. Branson, P. Chang, S. Cittolin, M. Derdzinski, R. Gerosa, D. Gilbert, B. Hashemi, D. Klein, V. Krutelyov, J. Letts, M. Masciovecchio, S. May, S. Padhi, M. Pieri, V. Sharma, M. Tadel, F. Wrthwein, A. Yagil, G. Zevi Della Porta

**University of California, Santa Barbara - Department of Physics, Santa Barbara, USA**

N. Amin, R. Bhandari, C. Campagnari, M. Citron, V. Dutta, M. Franco Sevilla, L. Gouskos, J. Incandela, B. Marsh, H. Mei, A. Ovcharova, H. Qu, J. Richman, U. Sarica, D. Stuart, S. Wang, J. Yoo

**California Institute of Technology, Pasadena, USA**

D. Anderson, A. Bornheim, O. Cerri, I. Dutta, J.M. Lawhorn, N. Lu, J. Mao, H.B. Newman, T.Q. Nguyen, J. Pata, M. Spiropulu, J.R. Vlimant, S. Xie, Z. Zhang, R.Y. Zhu

**Carnegie Mellon University, Pittsburgh, USA**

M.B. Andrews, T. Ferguson, T. Mudholkar, M. Paulini, M. Sun, I. Vorobiev, M. Weinberg

**University of Colorado Boulder, Boulder, USA**

J.P. Cumalat, W.T. Ford, A. Johnson, E. MacDonald, T. Mulholland, R. Patel, A. Perloff, K. Stenson, K.A. Ulmer, S.R. Wagner

**Cornell University, Ithaca, USA**

J. Alexander, J. Chaves, Y. Cheng, J. Chu, A. Datta, A. Frankenthal, K. Mcdermott, N. Mirman, J.R. Patterson, D. Quach, A. Rinkevicius<sup>68</sup>, A. Ryd, S.M. Tan, Z. Tao, J. Thom, P. Wittich, M. Zientek

**Fermi National Accelerator Laboratory, Batavia, USA**

S. Abdullin, M. Albrow, M. Alyari, G. Apollinari, A. Apresyan, A. Apyan, S. Banerjee, L.A.T. Bauerdick, A. Beretvas, J. Berryhill, P.C. Bhat, K. Burkett, J.N. Butler, A. Canepa, G.B. Cerati, H.W.K. Cheung, F. Chlebana, M. Cremonesi, J. Duarte, V.D. Elvira, J. Freeman, Z. Gece, E. Gottschalk, L. Gray, D. Green, S. Grondahl, O. Gutsche, AllisonReinsvold Hall,

J. Hanlon, R.M. Harris, S. Hasegawa, R. Heller, J. Hirschauer, B. Jayatilaka, S. Jindariani, M. Johnson, U. Joshi, B. Klima, M.J. Kortelainen, B. Kreis, S. Lammel, J. Lewis, D. Lincoln, R. Lipton, M. Liu, T. Liu, J. Lykken, K. Maeshima, J.M. Marraffino, D. Mason, P. McBride, P. Merkel, S. Mrenna, S. Nahn, V. O'Dell, V. Papadimitriou, K. Pedro, C. Pena, G. Rakness, F. Ravera, L. Ristori, B. Schneider, E. Sexton-Kennedy, N. Smith, A. Soha, W.J. Spalding, L. Spiegel, S. Stoynev, J. Strait, N. Strobbe, L. Taylor, S. Tkaczyk, N.V. Tran, L. Uplegger, E.W. Vaandering, C. Vernieri, M. Verzocchi, R. Vidal, M. Wang, H.A. Weber

**University of Florida, Gainesville, USA**

D. Acosta, P. Avery, P. Bortignon, D. Bourilkov, A. Brinkerhoff, L. Cadamuro, A. Carnes, V. Cherepanov, D. Curry, F. Errico, R.D. Field, S.V. Gleyzer, B.M. Joshi, M. Kim, J. Konigsberg, A. Korytov, K.H. Lo, P. Ma, K. Matchev, N. Menendez, G. Mitselmakher, D. Rosenzweig, K. Shi, J. Wang, S. Wang, X. Zuo

**Florida International University, Miami, USA**

Y.R. Joshi

**Florida State University, Tallahassee, USA**

T. Adams, A. Askew, S. Hagopian, V. Hagopian, K.F. Johnson, R. Khurana, T. Kolberg, G. Martinez, T. Perry, H. Prosper, C. Schiber, R. Yohay, J. Zhang

**Florida Institute of Technology, Melbourne, USA**

M.M. Baarmand, V. Bhopatkar, M. Hohlmann, D. Noonan, M. Rahmani, M. Saunders, F. Yumiceva

**University of Illinois at Chicago (UIC), Chicago, USA**

M.R. Adams, L. Apanasevich, D. Berry, R.R. Betts, R. Cavanaugh, X. Chen, S. Dittmer, O. Evdokimov, C.E. Gerber, D.A. Hangal, D.J. Hofman, K. Jung, C. Mills, T. Roy, M.B. Tonjes, N. Varelas, H. Wang, X. Wang, Z. Wu

**The University of Iowa, Iowa City, USA**

M. Alhusseini, B. Bilki<sup>52</sup>, W. Clarida, K. Dilsiz<sup>69</sup>, S. Durgut, R.P. Gandrajula, M. Haytmyradov, V. Khristenko, O.K. Kseyan, J.-P. Merlo, A. Mestvirishvili<sup>70</sup>, A. Moeller, J. Nachtman, H. Ogul<sup>71</sup>, Y. Onel, F. Ozok<sup>72</sup>, A. Penzo, C. Snyder, E. Tiras, J. Wetzel

**Johns Hopkins University, Baltimore, USA**

B. Blumenfeld, A. Cocoros, N. Eminizer, D. Fehling, L. Feng, A.V. Gritsan, W.T. Hung, P. Maksimovic, J. Roskes, M. Swartz, M. Xiao

**The University of Kansas, Lawrence, USA**

C. Baldenegro Barrera, P. Baringer, A. Bean, S. Boren, J. Bowen, A. Bylinkin, T. Isidori, S. Khalil, J. King, G. Krintiras, A. Kropivnitskaya, C. Lindsey, D. Majumder, W. Mcbrayer, N. Minafra, M. Murray, C. Rogan, C. Royon, S. Sanders, E. Schmitz, J.D. Tapia Takaki, Q. Wang, J. Williams, G. Wilson

**Kansas State University, Manhattan, USA**

S. Duric, A. Ivanov, K. Kaadze, D. Kim, Y. Maravin, D.R. Mendis, T. Mitchell, A. Modak, A. Mohammadi

**Lawrence Livermore National Laboratory, Livermore, USA**

F. Rebassoo, D. Wright

**University of Maryland, College Park, USA**

A. Baden, O. Baron, A. Belloni, S.C. Eno, Y. Feng, N.J. Hadley, S. Jabeen, G.Y. Jeng, R.G. Kellogg,

J. Kunkle, A.C. Mignerey, S. Nabili, F. Ricci-Tam, M. Seidel, Y.H. Shin, A. Skuja, S.C. Tonwar, K. Wong

**Massachusetts Institute of Technology, Cambridge, USA**

D. Abercrombie, B. Allen, A. Baty, R. Bi, S. Brandt, W. Busza, I.A. Cali, M. D'Alfonso, G. Gomez Ceballos, M. Goncharov, P. Harris, D. Hsu, M. Hu, M. Klute, D. Kovalskyi, Y.-J. Lee, P.D. Luckey, B. Maier, A.C. Marini, C. McGinn, C. Mironov, S. Narayanan, X. Niu, C. Paus, D. Rankin, C. Roland, G. Roland, Z. Shi, G.S.F. Stephans, K. Sumorok, K. Tatar, D. Velicanu, J. Wang, T.W. Wang, B. Wyslouch

**University of Minnesota, Minneapolis, USA**

A.C. Benvenuti<sup>†</sup>, R.M. Chatterjee, A. Evans, S. Guts, P. Hansen, J. Hiltbrand, S. Kalafut, Y. Kubota, Z. Lesko, J. Mans, R. Rusack, M.A. Wadud

**University of Mississippi, Oxford, USA**

J.G. Acosta, S. Oliveros

**University of Nebraska-Lincoln, Lincoln, USA**

K. Bloom, D.R. Claes, C. Fangmeier, L. Finco, F. Golf, R. Gonzalez Suarez, R. Kamalieddin, I. Kravchenko, J.E. Siado, G.R. Snow, B. Stieger

**State University of New York at Buffalo, Buffalo, USA**

G. Agarwal, C. Harrington, I. Iashvili, A. Kharchilava, C. Mclean, D. Nguyen, A. Parker, J. Pekkanen, S. Rappoccio, B. Roozbahani

**Northeastern University, Boston, USA**

G. Alverson, E. Barberis, C. Freer, Y. Haddad, A. Hortiangtham, G. Madigan, D.M. Morse, T. Orimoto, L. Skinnari, A. Tishelman-Charny, T. Wamorkar, B. Wang, A. Wisecarver, D. Wood

**Northwestern University, Evanston, USA**

S. Bhattacharya, J. Bueghly, T. Gunter, K.A. Hahn, N. Odell, M.H. Schmitt, K. Sung, M. Trovato, M. Velasco

**University of Notre Dame, Notre Dame, USA**

R. Bucci, N. Dev, R. Goldouzian, M. Hildreth, K. Hurtado Anampa, C. Jessop, D.J. Karmgard, K. Lannon, W. Li, N. Loukas, N. Marinelli, I. Mcalister, F. Meng, C. Mueller, Y. Musienko<sup>36</sup>, M. Planer, R. Ruchti, P. Siddireddy, G. Smith, S. Taroni, M. Wayne, A. Wightman, M. Wolf, A. Woodard

**The Ohio State University, Columbus, USA**

J. Alimena, B. Bylsma, L.S. Durkin, S. Flowers, B. Francis, C. Hill, W. Ji, A. Lefeld, T.Y. Ling, B.L. Winer

**Princeton University, Princeton, USA**

S. Cooperstein, G. Dezoort, P. Elmer, J. Hardenbrook, N. Haubrich, S. Higginbotham, A. Kalogeropoulos, S. Kwan, D. Lange, M.T. Lucchini, J. Luo, D. Marlow, K. Mei, I. Ojalvo, J. Olsen, C. Palmer, P. Pirou, J. Salfeld-Nebgen, D. Stickland, C. Tully, Z. Wang

**University of Puerto Rico, Mayaguez, USA**

S. Malik, S. Norberg

**Purdue University, West Lafayette, USA**

A. Barker, V.E. Barnes, S. Das, L. Gutay, M. Jones, A.W. Jung, A. Khatiwada, B. Mahakud, D.H. Miller, G. Negro, N. Neumeister, C.C. Peng, S. Piperov, H. Qiu, J.F. Schulte, J. Sun, F. Wang, R. Xiao, W. Xie

**Purdue University Northwest, Hammond, USA**

T. Cheng, J. Dolen, N. Parashar

**Rice University, Houston, USA**

K.M. Ecklund, S. Freed, F.J.M. Geurts, M. Kilpatrick, Arun Kumar, W. Li, B.P. Padley, R. Redjimi, J. Roberts, J. Rorie, W. Shi, A.G. Stahl Leiton, Z. Tu, A. Zhang

**University of Rochester, Rochester, USA**

A. Bodek, P. de Barbaro, R. Demina, J.L. Dulemba, C. Fallon, T. Ferbel, M. Galanti, A. Garcia-Bellido, J. Han, O. Hindrichs, A. Khukhunaishvili, E. Ranken, P. Tan, R. Taus

**Rutgers, The State University of New Jersey, Piscataway, USA**

B. Chiarito, J.P. Chou, A. Gandrakota, Y. Gershtein, E. Halkiadakis, A. Hart, M. Heindl, E. Hughes, S. Kaplan, S. Kyriacou, I. Laflotte, A. Lath, R. Montalvo, K. Nash, M. Osherson, H. Saka, S. Salur, S. Schnetzer, D. Sheffield, S. Somalwar, R. Stone, S. Thomas, P. Thomassen

**University of Tennessee, Knoxville, USA**

H. Acharya, A.G. Delannoy, J. Heideman, G. Riley, S. Spanier

**Texas A&M University, College Station, USA**

O. Bouhali<sup>73</sup>, A. Celik, M. Dalchenko, M. De Mattia, A. Delgado, S. Dildick, R. Eusebi, J. Gilmore, T. Huang, T. Kamon<sup>74</sup>, S. Luo, D. Marley, R. Mueller, D. Overton, L. Perni, D. Rathjens, A. Safonov

**Texas Tech University, Lubbock, USA**

N. Akchurin, J. Damgov, F. De Guio, S. Kunori, K. Lamichhane, S.W. Lee, T. Mengke, S. Muthumuni, T. Peltola, S. Undleeb, I. Volobouev, Z. Wang, A. Whitbeck

**Vanderbilt University, Nashville, USA**

S. Greene, A. Gurrola, R. Janjam, W. Johns, C. Maguire, A. Melo, H. Ni, K. Padeken, F. Romeo, P. Sheldon, S. Tuo, J. Velkovska, M. Verweij

**University of Virginia, Charlottesville, USA**

M.W. Arenton, P. Barria, B. Cox, G. Cummings, R. Hirosky, M. Joyce, A. Ledovskoy, C. Neu, B. Tannenwald, Y. Wang, E. Wolfe, F. Xia

**Wayne State University, Detroit, USA**

R. Harr, P.E. Karchin, N. Poudyal, J. Sturdy, P. Thapa, S. Zaleski

**University of Wisconsin - Madison, Madison, WI, USA**

J. Buchanan, C. Caillol, D. Carlsmith, S. Dasu, I. De Bruyn, L. Dodd, F. Fiori, C. Galloni, B. Gomber<sup>75</sup>, M. Herndon, A. Herv, U. Hussain, P. Klabbers, A. Lanaro, A. Loeliger, K. Long, R. Loveless, J. Madhusudanan Sreekala, T. Ruggles, A. Savin, V. Sharma, W.H. Smith, D. Teague, S. Trembath-reichert, N. Woods

†: Deceased

1: Also at Vienna University of Technology, Vienna, Austria

2: Also at IRFU, CEA, Universit Paris-Saclay, Gif-sur-Yvette, France

3: Also at Universidade Estadual de Campinas, Campinas, Brazil

4: Also at Federal University of Rio Grande do Sul, Porto Alegre, Brazil

5: Also at UFMS/CPNA Federal University of Mato Grosso do Sul/Campus of Nova Andradina, Nova Andradina, Brazil

6: Also at Universidade Federal de Pelotas, Pelotas, Brazil

7: Also at Universit Libre de Bruxelles, Bruxelles, Belgium

8: Also at University of Chinese Academy of Sciences, Beijing, China

- 9: Also at Institute for Theoretical and Experimental Physics named by A.I. Alikhanov of NRC 'Kurchatov Institute', Moscow, Russia
- 10: Also at Joint Institute for Nuclear Research, Dubna, Russia
- 11: Also at Suez University, Suez, Egypt
- 12: Now at British University in Egypt, Cairo, Egypt
- 13: Also at Purdue University, West Lafayette, USA
- 14: Also at Universit de Haute Alsace, Mulhouse, France
- 15: Also at Erzincan Binali Yildirim University, Erzincan, Turkey
- 16: Also at CERN, European Organization for Nuclear Research, Geneva, Switzerland
- 17: Also at RWTH Aachen University, III. Physikalisches Institut A, Aachen, Germany
- 18: Also at University of Hamburg, Hamburg, Germany
- 19: Also at Brandenburg University of Technology, Cottbus, Germany
- 20: Also at Institute of Physics, University of Debrecen, Debrecen, Hungary
- 21: Also at Institute of Nuclear Research ATOMKI, Debrecen, Hungary
- 22: Also at MTA-ELTE Lendlet CMS Particle and Nuclear Physics Group, Eötvös Loránd University, Budapest, Hungary
- 23: Also at Indian Institute of Technology Bhubaneswar, Bhubaneswar, India
- 24: Also at Institute of Physics, Bhubaneswar, India
- 25: Also at Shoolini University, Solan, India
- 26: Also at University of Visva-Bharati, Santiniketan, India
- 27: Also at Isfahan University of Technology, Isfahan, Iran
- 28: Now at INFN Sezione di Bari <sup>a</sup>, Università di Bari <sup>b</sup>, Politecnico di Bari <sup>c</sup>, Bari, Italy
- 29: Also at ITALIAN NATIONAL AGENCY FOR NEW TECHNOLOGIES, ENERGY AND SUSTAINABLE ECONOMIC DEVELOPMENT, Bologna, Italy
- 30: Also at CENTRO SICILIANO DI FISICA NUCLEARE E DI STRUTTURA DELLA MATERIA, Catania, Italy
- 31: Also at Scuola Normale e Sezione dell'INFN, Pisa, Italy
- 32: Also at Riga Technical University, Riga, Latvia
- 33: Also at Malaysian Nuclear Agency, MOSTI, Kajang, Malaysia
- 34: Also at Consejo Nacional de Ciencia y Tecnología, Mexico City, Mexico
- 35: Also at Warsaw University of Technology, Institute of Electronic Systems, Warsaw, Poland
- 36: Also at Institute for Nuclear Research, Moscow, Russia
- 37: Now at National Research Nuclear University 'Moscow Engineering Physics Institute' (MEPhI), Moscow, Russia
- 38: Also at St. Petersburg State Polytechnical University, St. Petersburg, Russia
- 39: Also at University of Florida, Gainesville, USA
- 40: Also at Imperial College, London, United Kingdom
- 41: Also at P.N. Lebedev Physical Institute, Moscow, Russia
- 42: Also at California Institute of Technology, Pasadena, USA
- 43: Also at Budker Institute of Nuclear Physics, Novosibirsk, Russia
- 44: Also at Faculty of Physics, University of Belgrade, Belgrade, Serbia
- 45: Also at Università degli Studi di Siena, Siena, Italy
- 46: Also at INFN Sezione di Pavia <sup>a</sup>, Università di Pavia <sup>b</sup>, Pavia, Italy
- 47: Also at National and Kapodistrian University of Athens, Athens, Greece
- 48: Also at Universität Zürich, Zürich, Switzerland
- 49: Also at Stefan Meyer Institute for Subatomic Physics (SMI), Vienna, Austria
- 50: Also at Adiyaman University, Adiyaman, Turkey
- 51: Also at Sirtak University, SIRTAK, Turkey
- 52: Also at Beykent University, Istanbul, Turkey



- 53: Also at Istanbul Aydin University, Istanbul, Turkey
- 54: Also at Mersin University, Mersin, Turkey
- 55: Also at Piri Reis University, Istanbul, Turkey
- 56: Also at Gaziosmanpasa University, Tokat, Turkey
- 57: Also at Ozyegin University, Istanbul, Turkey
- 58: Also at Izmir Institute of Technology, Izmir, Turkey
- 59: Also at Marmara University, Istanbul, Turkey
- 60: Also at Kafkas University, Kars, Turkey
- 61: Also at Istanbul Bilgi University, Istanbul, Turkey
- 62: Also at Hacettepe University, Ankara, Turkey
- 63: Also at School of Physics and Astronomy, University of Southampton, Southampton, United Kingdom
- 64: Also at Institute for Particle Physics Phenomenology Durham University, Durham, United Kingdom
- 65: Also at Monash University, Faculty of Science, Clayton, Australia
- 66: Also at Bethel University, St. Paul, USA
- 67: Also at Karamanoğlu Mehmetbey University, Karaman, Turkey
- 68: Also at Vilnius University, Vilnius, Lithuania
- 69: Also at Bingol University, Bingol, Turkey
- 70: Also at Georgian Technical University, Tbilisi, Georgia
- 71: Also at Sinop University, Sinop, Turkey
- 72: Also at Mimar Sinan University, Istanbul, Istanbul, Turkey
- 73: Also at Texas A&M University at Qatar, Doha, Qatar
- 74: Also at Kyungpook National University, Daegu, Korea
- 75: Also at University of Hyderabad, Hyderabad, India