

Author's post peer review copy. As published in:

Sara Dalle Vacche, Fabiane Oliveira, Yves Leterrier, Véronique Michaud, Dragan Damjanovic, Jan-Anders E. Månson, *Effect of silane coupling agent on the morphology, structure, and properties of poly(vinylidene fluoride–trifluoroethylene)/BaTiO<sub>3</sub> composites*, Journal of Materials Science, July 2014, Volume 49, Issue 13, pp 4552-4564

**Effect of silane coupling agent on the morphology, structure and properties of poly(vinylidene fluoride – trifluoroethylene)/BaTiO<sub>3</sub> composites**

Sara Dalle Vacche<sup>a</sup>, Fabiane Oliveira<sup>a</sup>, Yves Leterrier<sup>a,\*</sup>, Véronique Michaud<sup>a</sup>, Dragan Damjanovic<sup>b</sup>, Jan-Anders E. Månson<sup>a</sup>

<sup>a</sup>Laboratoire de Technologie des Composites et Polymères (LTC), Ecole Polytechnique Fédérale de Lausanne (EPFL), EPFL-STI-IMX-LTC, Station 12, CH-1015 Lausanne, Switzerland

<sup>b</sup>Ceramics Laboratory (LC), Ecole Polytechnique Fédérale de Lausanne (EPFL), EPFL-STI-IMX-LC, Station 12, CH-1015 Lausanne, Switzerland

\* Corresponding author: Yves Leterrier, EPFL-STI-IMX-LTC, Station 12, CH-1015 Lausanne, Switzerland. Phone : + 41 21 69 34848, Fax : + 41 21 69 35880,

E-mail : [sara.dallevacche@epfl.ch](mailto:sara.dallevacche@epfl.ch) , [fcobibi@gmail.com](mailto:fcobibi@gmail.com), [yves.leterrier@epfl.ch](mailto:yves.leterrier@epfl.ch) , [veronique.michaud@epfl.ch](mailto:veronique.michaud@epfl.ch), [dragan.damjanovic@epfl.ch](mailto:dragan.damjanovic@epfl.ch), [jan-anders.manson@epfl.ch](mailto:jan-anders.manson@epfl.ch)

## **Abstract**

Micron and submicron sized barium titanate ( $\text{BaTiO}_3$ ) particles, untreated and surface modified with aminopropyl triethoxy silane were incorporated in poly(vinylidene fluoride – trifluoroethylene) to fabricate composites with up to 60 vol% of ceramic phase. The morphology and structure of solvent cast and compression molded films, and their thermal, viscoelastic and dielectric properties were investigated. When surface modified  $\text{BaTiO}_3$  was used, it was possible to decrease both the viscoelastic and the dielectric losses of highly filled solvent cast films, while their storage modulus and relative permittivity either increased or remained equal, owing to reduced porosity and improved matrix-filler compatibility. The effect of  $\text{BaTiO}_3$  surface modification on the morphology of compression molded films was less marked, leading to unchanged viscoelastic properties, and lower permittivity and dielectric losses. For all composites the frequency dependency of the dielectric properties at low frequencies was suppressed with modified  $\text{BaTiO}_3$ .

## **Keywords**

Polymer-ceramic composites, Thermomechanical properties, Dielectric properties, Coupling agents, Interfacial interactions, P(VDF-TrFE)

## Introduction

Vinylidene fluoride (VDF) is a monomer with  $\text{CF}_2=\text{CH}_2$  formula, which can polymerize alone or with other co-monomers, some of the most commonly used being trifluoroethylene (TrFE) and hexafluoroethylene (HFP), to form VDF based polymers. The high electronegativity of the fluorine atoms present on the polymer chains and the spontaneous alignment of the C–F dipoles in the crystalline  $\beta$ -phase, in which the molecules are arranged in all-trans (TTTT) planar configuration, impart to VDF based polymers peculiar characteristics, that attracted considerable research interest in the last decades [1]. Besides being among the few existing ferroelectric polymers, VDF based polymers show good dielectric properties, which makes them excellent candidates for the development of high energy density materials for energy storage applications. Extensive reviews on high-permittivity materials and their applications have been published recently [2, 3]. The energy density of a dielectric material is proportional to its relative permittivity,  $\epsilon$ , and to the square of the applied electric field. The latter is limited by the breakdown strength, i.e. the threshold electric field above which charges start flowing through the dielectric material. The dielectric breakdown is a complex phenomenon that has been related to several mechanisms, among which the accumulation of heat due to dissipation of energy by dielectric losses [2-4]. VDF based polymers have high electrical breakdown strength, however their relative permittivity, although fairly high for a polymer, is much lower than that obtainable for ceramic materials, which on the other hand suffer from lower breakdown strengths [4]. It is therefore desirable to increase the relative permittivity of VDF based polymers, maintaining low dielectric losses and high breakdown field. With this purpose, copolymerization of electron beam irradiated PVDF with several co-monomers was successfully performed, leading to copolymers with improved dielectric properties [5-7]. Another possible route is the development of nanocomposite materials [4]; both fillers with high permittivity, as e.g.  $\text{BaTiO}_3$  [8-13], and conducting fillers, as metal nanoparticles and graphite nanosheets, which can form percolative composites [14, 15], have been added to PVDF and its copolymers.

While most of the research on VDF based polymer composites historically focused on their dielectric and electromechanical properties, recently more attention has also been dedicated to the understanding of their processing and their morphological, structural,

thermal and mechanical properties [16-23]. The fabrication of VDF polymer based composites poses challenges due to the difficulty of homogeneously dispersing the inorganic filler into the fluoropolymer matrix and to the poor matrix-filler adhesion. Furthermore, in several instances fairly high volume fractions of filler (above 50 %) are needed in order to obtain the desired dielectric and electromechanical properties, and particularly when solvent based fabrication routes are used, porosity plays an important role [17].

As matrix-filler interfacial interactions largely determine the final structure and properties of these composites, increasing effort has been devoted to the understanding and tailoring of the matrix-filler interface [9, 20, 24, 25]. The surface functionality of modified fillers was found to influence the crystalline structure of VDF polymer matrices. Clay modified with alkyl, aryl and hydroxyl groups [26] and silica nanoparticles modified with amino and alkyl groups [27] induced the formation of different crystalline structures in P(VDF-HFP) and PVDF respectively, depending on the type of surface functionalization. Clay modified by alkyl functionalized ionic liquids (ILs) formed intercalated structures in PVDF nanocomposites, while functionalization with fluorinated ILs led to exfoliated structures, greatly enhancing the strain at break [28]. Boron nitride nanotubes (BNNT) surface modified with dopamine allowed obtaining a higher increase of the elastic modulus and yield strength of PVDF composites with respect to pristine BNNT [29]. Surface functionalization of  $\text{CaCO}_3$  with a fluorinated alkoxy silane led to PVDF nanocomposites with enhanced filler dispersion, better thermal stability and improved gas barrier [30], while a commercial organo-silane coated ZnO only slightly increased the storage modulus of a P(VDF-TrFE) based nanocomposite versus uncoated ZnO, with no influence on the dispersion state of the filler or on the crystallinity of the matrix [31]. High permittivity nanocomposite films were fabricated by embedding, into VDF-based polymer matrices,  $\text{BaTiO}_3$  particles that were surface modified with fluorinated phosphonic acid [32], dopamine [27, 33], organofunctional titanates with long alkyl chains [34, 35], aminopropyl triethoxy silane [25], or surface hydroxylated by refluxing in aqueous  $\text{H}_2\text{O}_2$  [36, 37]. Furthermore, in a different approach,  $\text{BaTiO}_3$  nanoparticles were generated *in situ* in a PVDF-g-HEMA copolymer, in which the -OH group of the HEMA units acted as a bridge with the nanoparticles surface, obtaining high dielectric constant, although the dielectric losses also increased with  $\text{BaTiO}_3$  concentration [38].

Nevertheless, although the possibility to improve the dielectric properties of nanocomposites based on PVDF and its copolymers with BaTiO<sub>3</sub> by tailoring the matrix-filler interactions has been pointed out, the effect on their thermal, functional and mechanical properties is still largely unexplored.

In this work the effect of the surface modification of three BaTiO<sub>3</sub> powders with aminopropyl triethoxy silane on the thermal, viscoelastic and dielectric properties of P(VDF-TrFE)/BaTiO<sub>3</sub> composites containing up to 60% volume of ceramic particles was investigated and discussed with respect to their structure and morphology.

## **Materials and methods**

### *Materials*

P(VDF-TrFE) (77/23 mol%) in powder form was provided by Solvay Solexis SpA (Bollate, MI, Italy). Three BaTiO<sub>3</sub> powders were used as piezoelectric ceramic fillers. The first powder (BT1) was barium titanate (IV), <2 μm, 99.9 % from Sigma-Aldrich (St. Louis, MO, USA), with a declared average particle size of 1.1 μm. The second one (BT2) was an in-house made BaTiO<sub>3</sub> powder (0.7 μm), obtained by milling BaCO<sub>3</sub> and TiO<sub>2</sub> powders in stoichiometric ratio, and performing calcination at 1100 °C for 3 hours followed by further milling. The characterization of the BT1 and BT2 powders was reported in detail previously [17]. The third powder (BT3) was BaTiO<sub>3</sub> 99.95%, electronic grade, average particle size 0.2 μm from Inframat Advanced Materials LLC (Manchester, CT, USA). The silane coupling agent was (3-aminopropyl)triethoxysilane (APTES), 99%, supplied by Sigma-Aldrich (St. Louis, MO, USA). Methyl ethyl ketone (MEK, 2-butanone, 99+ %) was supplied by Acros Organics (Geel, Belgium) and ethanol, 94% by Reactolab SA (Servion, Switzerland).

### *Surface modification of BaTiO<sub>3</sub>*

The BT1 powder was surface modified with 0.5, 1.0 and 2.0 wt% APTES in ethanol/water (95/5 vol%). The ethanol/water solutions containing BaTiO<sub>3</sub> and APTES were first sonicated with an ultrasonic horn (Digital Sonifier 450, Branson Ultrasonics Corporation, Danbury, CT, USA) for 5 min, then stirred with a magnetic stirrer at 70 °C for 1h. The BaTiO<sub>3</sub> powder was then separated by centrifugation on a CR412 centrifuge (Jouan S.A.S., St. Herblain, France) at 4700 rpm for 10 min and dried at 110 °C for 1 h to allow for silanol condensation. Washing with ethanol and centrifugation were

repeated twice and finally the powders were dried at 80 °C in vacuum overnight. The BT2 and BT3 powders were surface modified with 1 wt% APTES following the same procedure.

#### *Preparation of the films*

Solvent cast films were obtained as follows. The polymer powder was dissolved in MEK at 60 °C. For the composites containing 30, 45 and 60 % in volume of BaTiO<sub>3</sub> appropriate quantities of the powders, calculated taking the density of the BaTiO<sub>3</sub> equal to 6.0 g cm<sup>-3</sup> according to the suppliers' information, and that of P(VDF-TrFE) equal to 1.9 g cm<sup>-3</sup> [39], were slowly added to the P(VDF-TrFE)/MEK solution while stirring. The solids (polymer + ceramics) to solvent weight ratio was 1:10 for all compositions. The mixtures were then further stirred with a magnetic stirrer for 1 h at 60 °C. Sonication with the Digital Sonifier 450 ultrasound horn for 5 min with 50 s on/off pulses followed, then the mixtures were homogenized with a mechanical disintegrator (IKAWERK Ultraturrax T25) at 5600 rpm during 20 min, and finally left in vacuum for 10 min in order to remove the entrapped air before casting on glass. The solvent was evaporated in a vacuum oven, increasing the temperature to 80 °C over 5 min and allowing the film to dry at these conditions for 4 h. The films were then annealed at 135 °C for 15 min to increase crystallinity. The films obtained were 80 – 130 μm thick.

Compression molded films of PVDF-TrFE and of the composites were obtained by superposing two layers of solvent cast films and hot pressing them in a TP50 hydraulic press (Fontijne Holland, Netherlands) with a pressure of 5 MPa, heating from 25 to 200 °C in 20 min, holding at 200 °C for 10 min, and cooling to 25 °C in 20 min. The composites containing up to 45 vol% of ceramics were prepared inside a thin aluminum mold, obtaining thicknesses of 60 – 120 μm. As this set-up proved unsuitable for the composites containing 60 vol% particles, they were therefore prepared in a larger steel mold, obtaining 130 – 180 μm thick films. The steel mold had a higher thermal inertia, therefore the temperature control was somewhat less precise than with the aluminum set-up.

Composites were prepared containing 30, 45 and 60 vol% of the unmodified and modified BT1 powders, and 60 vol% of the unmodified and modified BT2 and BT3 powders. In what follows solvent cast films are indicated with the code SCx-y-z and

compression molded films with the code CMx-y-z, where x is equal to 1, 2 or 3 for materials containing BT1, BT2 or BT3 particles respectively, y indicates the amount of BaTiO<sub>3</sub> in volume percent, and z the amount of APTES (in weight percent) used for the powder modification.

#### *Characterization techniques*

The surface modification of the powders was verified by means of thermogravimetric analysis (TGA) with a TGA/SDTA 851e apparatus (Mettler Toledo, Switzerland), heating from 30 °C to 800 °C at 10 K min<sup>-1</sup> under a 30 ml min<sup>-1</sup> N<sub>2</sub> flow in alumina crucibles.

The morphology of the nanocomposites was observed in a Philips XL30 FEG (Philips, The Netherlands) scanning electron microscope (SEM). The samples were prepared by cryo-fracture and carbon coated to prevent charging.

The density of the nanocomposite films was measured on an AT261 DeltaRange balance equipped with a density determination kit ME-210250 (Mettler Toledo, Switzerland), by weighing the samples in air and water. The porosity of the composites was estimated by comparing the measured density to the expected one calculated on the basis of the weight fractions and densities of the matrix and filler. Due to the weighing error induced by the thin film shape of the samples when immersed in water and to the uncertainties on the real densities of the BaTiO<sub>3</sub> particles, the porosity values obtained by this method cannot be considered absolute values, however they are suitable for comparing porosity of films made with the same BaTiO<sub>3</sub> powder, pristine and surface modified.

X-ray diffraction was performed on the films using CuK $\alpha$  radiation on a D8 DISCOVER diffractometer (Bruker AXS, USA) to assess the crystalline structure of BaTiO<sub>3</sub> in the composites. The scans were run with a 0.02 deg increment and at 1 deg min<sup>-1</sup> speed.

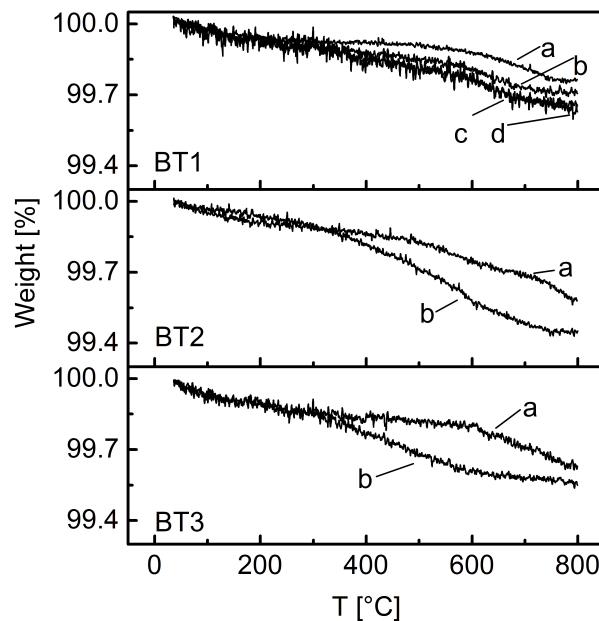
The crystallinity and thermal transitions of P(VDF-TrFE) in the films were studied by means of differential scanning calorimeter (DSC Q100, TA Instruments, USA). The measurements were carried out between -80 °C and 200 °C at a heating rate of 10 K min<sup>-1</sup> under N<sub>2</sub> flow.

Dynamic mechanical analysis (Q800 DMA, TA Instruments, USA) was performed on the films in tensile configuration with an excitation frequency of 1 Hz. An applied strain of 0.05% was chosen in order to stay within the linear viscoelastic region, which was smaller for the composites than for the pure polymer. The temperature was raised from -50 °C to 150 °C at a heating rate of 3 K min<sup>-1</sup>.

Gold electrodes were sputtered on the SC and CM samples containing 60 wt% BaTiO<sub>3</sub> in order to enable their dielectric characterization. Capacitance and losses were measured as a function of frequency with an impedance/gain-phase analyzer HP4194A (Hewlett Packard, USA) at room temperature between 100 Hz and 1 MHz and with a voltage of 1V<sub>rms</sub>. Relative permittivity was then calculated from capacitance, knowing the area and thickness of each sample.

## Results

### *Powder surface modification analysis*



**Fig. 1** Thermogravimetric analysis of BaTiO<sub>3</sub> particles: BT1 unmodified (a) and modified with 0.5% (b), 1% (c) and 2% (d) APTES; BT2 (a) unmodified and (b) modified with 1% APTES; BT3 unmodified (a) and modified with 1% APTES (b).


Fig. 1 shows the evolution of the weight of the untreated and surface modified BaTiO<sub>3</sub> powders with increasing temperature. The unmodified powders show an initial weight




decrease up to 200 °C that is attributed to loss of surface adsorbed water, then a plateau until about 500 °C, when the loss of surface hydroxyl groups occurs. The surface modified powders show a less steep initial weight loss before 200 °C, indicating that less water is adsorbed due to the presence of hydrophobic groups on their surface. At about 300 °C a weight loss due to the decomposition of the hydrocarbon tails of the silanes occurs. One can notice that for all BT1 modified powders the weight loss attributable to the silane is of about 0.2 %, showing that increasing the silane/BaTiO<sub>3</sub> ratio during the modification procedure did not lead to a significant increase of the amount of silane on the surface of the particles.

#### *Morphology and structure of the composites*

The SEM observation of cryo-fractured surfaces of the solvent cast and compression molded composites showed a homogeneous through thickness distribution of the BaTiO<sub>3</sub> particles in all materials. Figs. 2 and 3 show the micrographs obtained for the composites containing 60 vol% of BT1, BT2 and BT3 untreated (a, c, e), and modified with 1 wt% APTES (b, d, f).



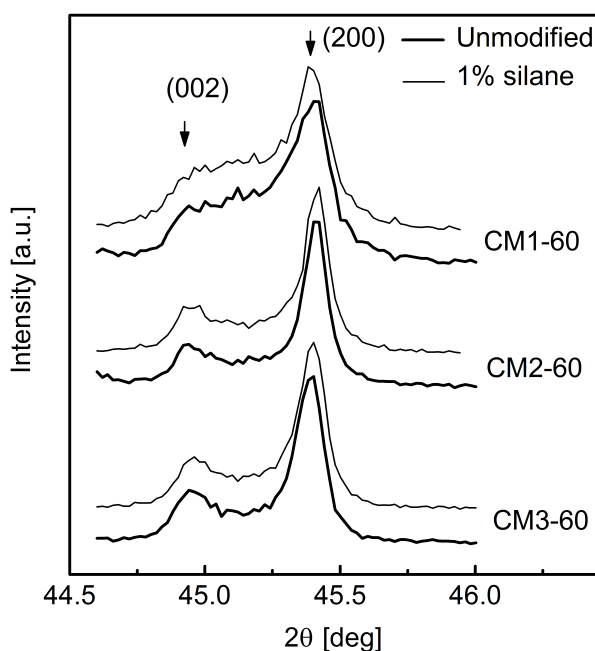
**Fig. 2 SEM micrographs of (a) SC1-60-0, (b) SC1-60-1, (c) SC2-60-0, (d) SC2-60-1 (e) SC3-60-0, and (f) SC3-60-1.**



**Fig. 3 SEM micrographs of (a) CM1-60-0, (b) CM1-60-1, (c) CM2-60-0, (d) CM2-60-1 (e) CM3-60-0, and (f) CM3-60-1.**

For the composites made with BT1 and BT3, when surface modified powders were used the occurrence of large particles aggregates was reduced. For the composites made with BT2, as the untreated powder was already well dispersed, the improvement obtained with powder modification was less marked. Generally for the composites made with unmodified BaTiO<sub>3</sub> the surface of the bare particles was exposed after fracture, while for the composites made with surface modified powders the particles remained covered by a layer of polymer, as shown in the insets of Figs. 3e and 3f, indicating a better matrix-filler compatibility and adhesion. For the solvent cast composites made with BT1 and BT3 powders one can observe that the presence of large pores was reduced upon surface modification of the BaTiO<sub>3</sub> particles. This is in agreement with the porosity values calculated from density measurements for the solvent cast materials containing 60 vol% BaTiO<sub>3</sub>: about 28% porosity for the materials made with untreated BT1 and BT3 particles, and 14-20 % porosity for the other solvent cast materials. On the other hand, as the compression molding step reduces the porosity, this difference was largely suppressed for the resulting CM composites. The porosities calculated from

density measurements were lower than 10% for all compression molded films containing 60 vol% BaTiO<sub>3</sub>, with no significant differences between the different materials. In lower magnification images of CM1-60-0 and CM1-60-1 (insets of Figs. 3a and 3b) the interface between the two films superposed to make the CM materials was visible, while it was not for the composites made with BT2 and BT3. This might be due to differences in the rheology of the molten composites, which would need to be investigated further.



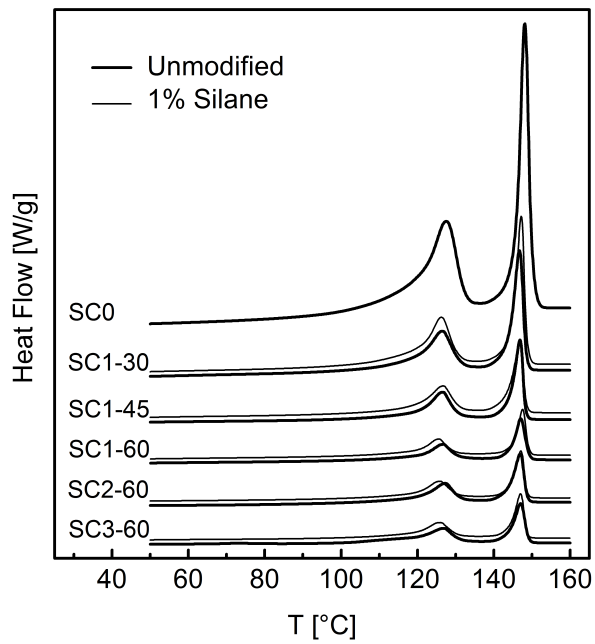
**Fig. 4 XRD patterns of composite CM films with 60 vol% BaTiO<sub>3</sub>, unmodified and modified with 1% silane**

The XRD patterns of CM composites with 60 vol% of particles are shown in Fig. 4, and are representative also of the SC composites. The tetragonal form of BaTiO<sub>3</sub> crystal structure can be identified by the double peak corresponding to the reflections of the (200) and (002) planes, indicated by arrows in the figure. No difference in the tetragonal structure of the BaTiO<sub>3</sub> particles embedded in the polymer matrix due to the surface modification was detected both for solvent cast and compression molded films.

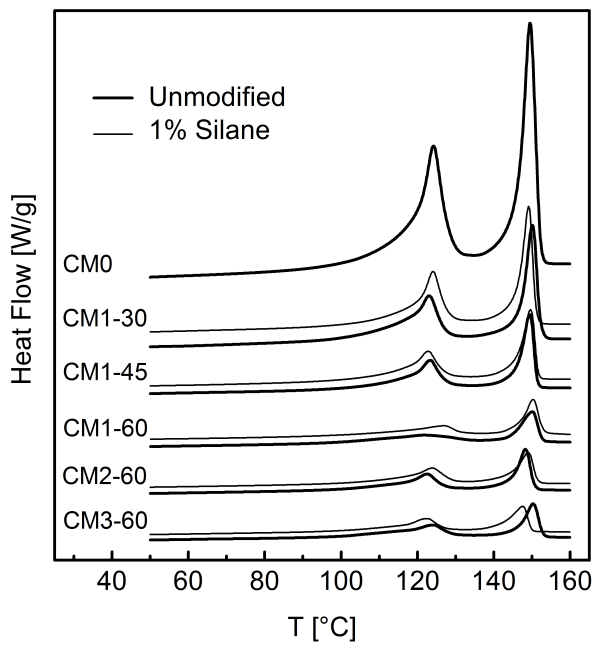
*Thermal transitions and crystallinity of the polymer matrix*

The thermograms of SC and CM composites made with unmodified and modified BaTiO<sub>3</sub> particles, are shown in Figs. 5 and 6. The thermograms of the composites made

with BT1 modified with 1% silane are representative also of those of the composites made with BT1 modified with 0.5% and 2% silane.



**Fig. 5** DSC thermograms of solvent cast films of P(VDF-TrFE) and composites made with unmodified BaTiO<sub>3</sub> and with BaTiO<sub>3</sub> modified with 1% silane



**Fig. 6** DSC thermograms of compression molded films of P(VDF-TrFE) and composites made with unmodified BaTiO<sub>3</sub> and BaTiO<sub>3</sub> modified with 1% silane

All DSC thermograms showed the two endotherm peaks corresponding to the ferroelectric to paraelectric phase transition (Curie transition) of P(VDF-TrFE), at the lower temperature, and to the melting of the crystallites of P(VDF-TrFE), at the higher temperature. It has to be noticed that the BaTiO<sub>3</sub> has a Curie transition at a similar temperature to that of the P(VDF-TrFE), however due to the much lower intensity the corresponding peak was not detectable. The Curie temperatures ( $T_C$ ) and melting temperatures ( $T_m$ ) of all tested materials are summarized in Table 1. The structural differences between SC and CM composites arising from the different fabrication processes, which are reflected in the DSC thermograms, were discussed in detail in a previous paper [17] and will not be specifically covered here.

**Table 1 – Curie temperature ( $T_C$ ), melting temperature ( $T_m$ ) and heat of fusion ( $\Delta H_f$ ) of the SC and CM materials (the standard deviation has been indicated in parenthesis for the unfilled polymers)**

	$T_C$ (°C)	$T_m$ (°C)	$\Delta H_f$ (J/g)
SC0	127.2 (0.5)	147.1 (1.4)	30.0 (1.5)
SC1-30-0	126.5	146.7	31.7
SC1-30-0.5	127.4	146.7	27.1
SC1-30-1	126.1	147.2	35.6
SC1-30-2	126.5	147.2	33.1
SC1-45-0	126.6	146.8	29.4
SC1-45-1	126.7	146.8	30.5
SC1-60-0	126.6	147.1	26.4
SC1-60-0.5	126.2	147.0	28.6
SC1-60-1	125.4	147.5	25.8
SC1-60-2	126.0	147.2	27.6
SC2-60-0	127.2	146.9	33.1
SC2-60-1	127.1	147.0	28.6
SC3-60-0	126.8	147.0	26.7
SC3-60-1	125.8	146.9	27.2
CM0	124.7 (0.5)	148.3 (1.0)	27.3 (0.5)
CM1-30-0	123.1	150.1	30.3
CM1-30-0.5	124.1	148.9	26.3
CM1-30-1	124.1	149.1	28.6
CM1-30-2	122.9	149.8	31.5
CM1-45-0	123.3	149.4	28.3
CM1-45-0.5	123.2	149.5	26.8
CM1-45-1	122.8	149.6	29.2
CM1-45-2	123.2	149.4	35.8
CM1-60-0	121.4	150.0	24.2
CM1-60-0.5	124.4	149.3	25.2
CM1-60-1	126.8	150.3	26.8
CM1-60-2	123.5	148.5	24.4
CM2-60-0	122.5	148.2	28.5
CM2-60-1	123.5	148.6	26.7
CM3-60-0	124.1	150.1	24.9
CM3-60-1	122.4	147.6	21.8

For all composites, upon addition of BaTiO<sub>3</sub> particles only the intensity of the endotherm peaks was reduced with increasing ceramic volume fraction, but their shape

and position did not change. No significant differences could be detected between the thermograms of the composites made with unmodified and modified powders over the whole range of compositions. Only the CM composites containing 60 vol% BaTiO<sub>3</sub>, showed some variability in the shape and position of the endotherm peaks, however with no correlation with the BaTiO<sub>3</sub> surface modification. The broadening of the Curie transition peak and the appearance of a shoulder at the lower temperature side of the transition is consistent with the formation of a less ordered ferroelectric phase, as described for P(VDF-TrFE) crystallized above T<sub>C</sub> [40]. This variability is thought to be mainly due to small temperature variations in the steel mold, as indeed the P(VDF-TrFE) polymer crystalline structure is very sensitive to even small variations in the processing conditions.

The effect of the addition of unmodified and modified BaTiO<sub>3</sub> particles on the degree of crystallinity of the polymer matrix was assessed by calculating for each composite the enthalpy of fusion normalized to the mass fraction of the polymer,  $\Delta H_f$  (reported in Table 1), as follows:

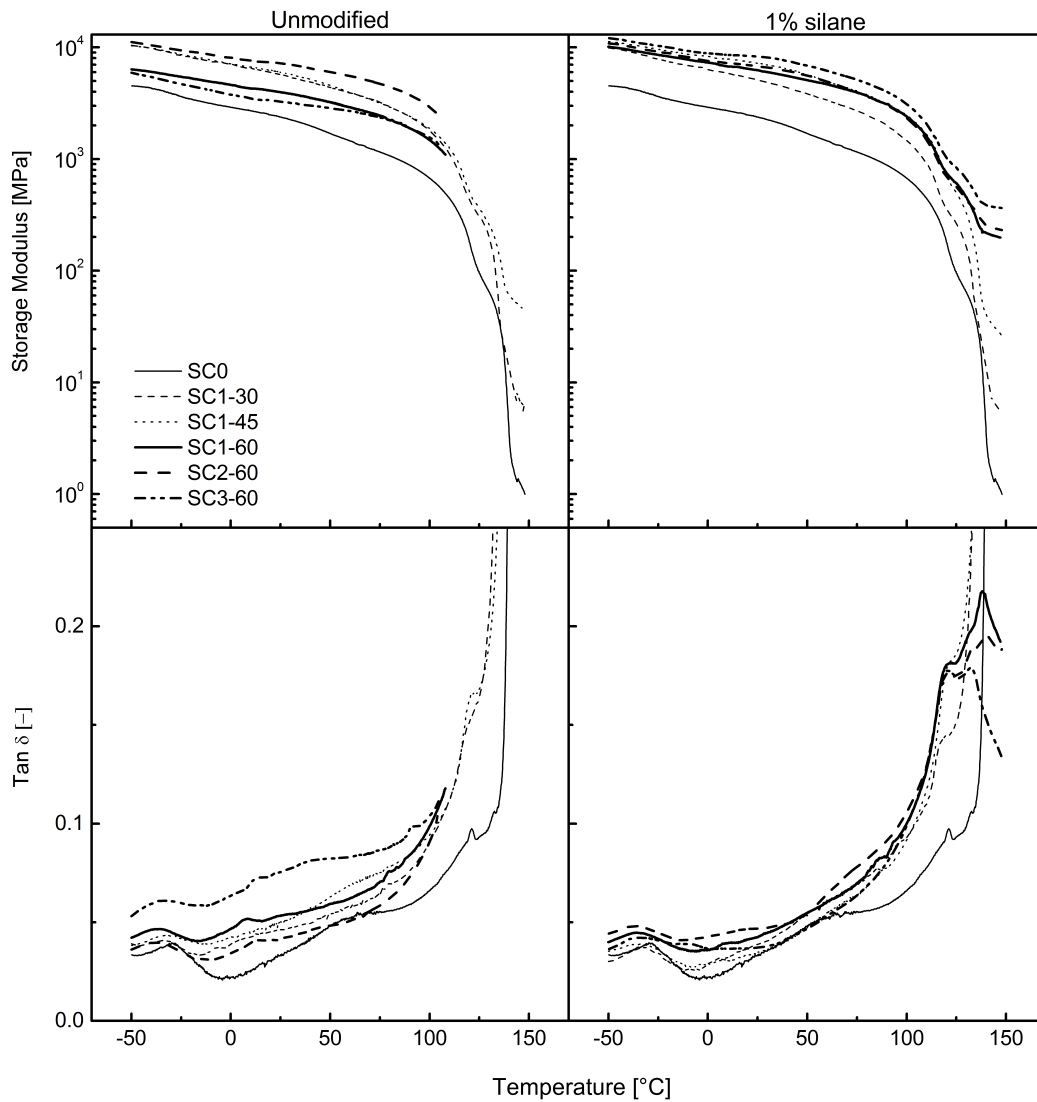
$$\Delta H_f = \frac{\Delta H_f^{exp}}{x_w^p} \quad (1)$$

where, for each composite,  $\Delta H_f^{exp}$  is the measured enthalpy of fusion and  $x_w^p$  is the mass fraction of the polymer. Although there is a certain scattering of the  $\Delta H_f$  data, a slight decrease in crystallinity at the high ceramic volume fractions can be noticed both for the SC and the CM composites. However, at each powder volume fraction, no significant differences related to the surface modification of the BaTiO<sub>3</sub> particles could be detected.

### *Viscoelastic properties*

Figs. 7 and 8 show the temperature dependence of the storage modulus ( $E'$ ) and of the damping factor ( $\tan\delta$ ) of P(VDF-TrFE) and composite films fabricated using untreated and surface modified powders. In order to better visualize the trends of the storage moduli with BaTiO<sub>3</sub> concentration and surface modification, in Fig. 9a are shown the values of  $E'$  measured at 25 °C, and their theoretical lower and upper bounds calculated with the Hashin-Shtrikman (H-S) model [41]. The calculation of the H-S bounds was reported in detail elsewhere [17]. For BT1, the results shown for the composites made

with particles modified with 1% APTES are representative of all materials made with BT1 surface treated particles.



**Fig. 7 Storage modulus and  $\text{Tan } \delta$  of solvent cast composites made with unmodified  $\text{BaTiO}_3$  and  $\text{BaTiO}_3$  modified with 1% silane**

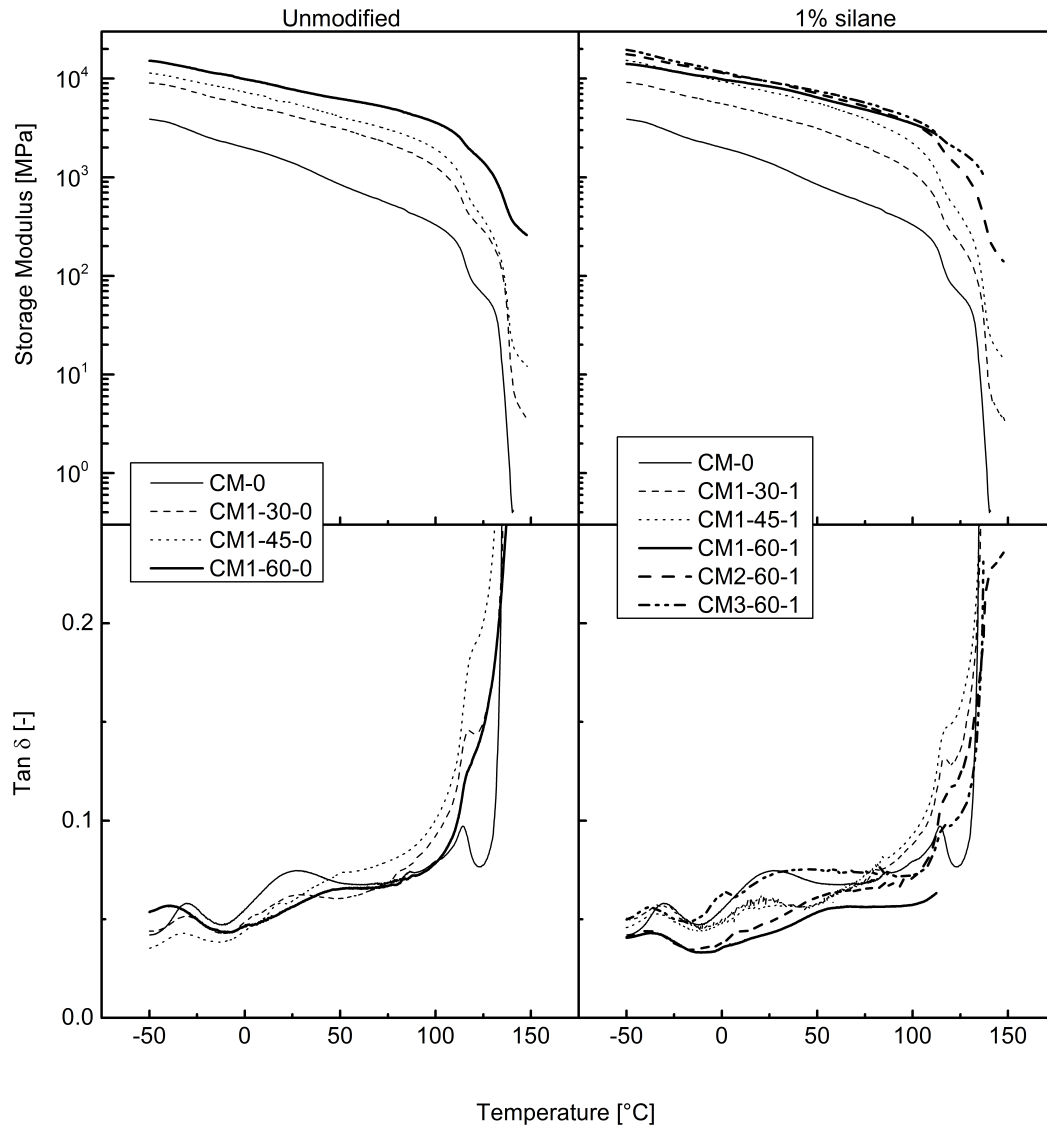
For the solvent cast materials, the storage modulus decreased with temperature, and two step drops of  $E'$  were observed corresponding to the phase transitions of P(VDF-TrFE), i.e. the ferroelectric to the paraelectric phase transition at about 110 °C and the onset of melting above 130 °C. For all the composites containing 30 vol% BT1, untreated and modified, the modulus was more than double with respect to the one of the pure polymer. With BT1 unmodified particles no further increase was obtained at 45

vol% and then  $E'$  decreased markedly at 60 vol%, falling well below the H-S lower bound. When surface modified BT1 particles were used, at 45 vol%  $E'$  slightly increased, having a value about 20% higher than that of SC1-45-0, and with 60 vol%  $E'$  decreased somewhat, to a value higher by about 60% than with unmodified BT1, just slightly below the H-S lower bound. A similar behavior was observed with BT3, for which the composite containing modified particles showed a 100% increase in modulus with respect to the one containing pristine particles. The SC2-60-0 composite showed the highest  $E'$  values among the composites made with untreated BaTiO<sub>3</sub>, particularly above room temperature, consistently with the better dispersion of BT2 in the matrix. The modulus of SC2-60-1 was similar to that of SC2-60-0 until about 50 °C, and then it decreased somewhat more rapidly with temperature until melting of the polymer matrix. It must be also noted that in several DMA tests the SC composites made with 45 vol% and 60 vol % of untreated BaTiO<sub>3</sub> powders already failed at about 110 °C under the small strain applied, while this did not happen for the materials made with modified powders. During the preparation of the samples it was also qualitatively observed that they were more fragile and easily broken while handling in comparison with their homologues made with modified powders. In order to evaluate whether the low modulus for the SC materials made with 60 vol% untreated BT1 and BT3 could be attributed to their higher porosity, the H-S bounds were recalculated by taking into account the porosity of the composites. The porosity was considered concentrated in the matrix, and the modulus of the porous matrix was calculated as that of a closed cell foam, for which:

$$\frac{E_f}{E_p} = 0.32[(1 - \phi_v)^2 + (1 - \phi_v)] \quad (2)$$

where  $E_f$  and  $E_p$  are the moduli of the foam and of the polymer, respectively, and  $\phi_v$  is the volume fraction of the pores [42]. The values of  $E'$  at 25 °C obtained introducing the calculated moduli for the porous matrices into the H-S bounds equations are reported in Fig. 9b together with the experimental values. As it can be observed, the calculated H-S bounds and the experimental data follow similar trends.



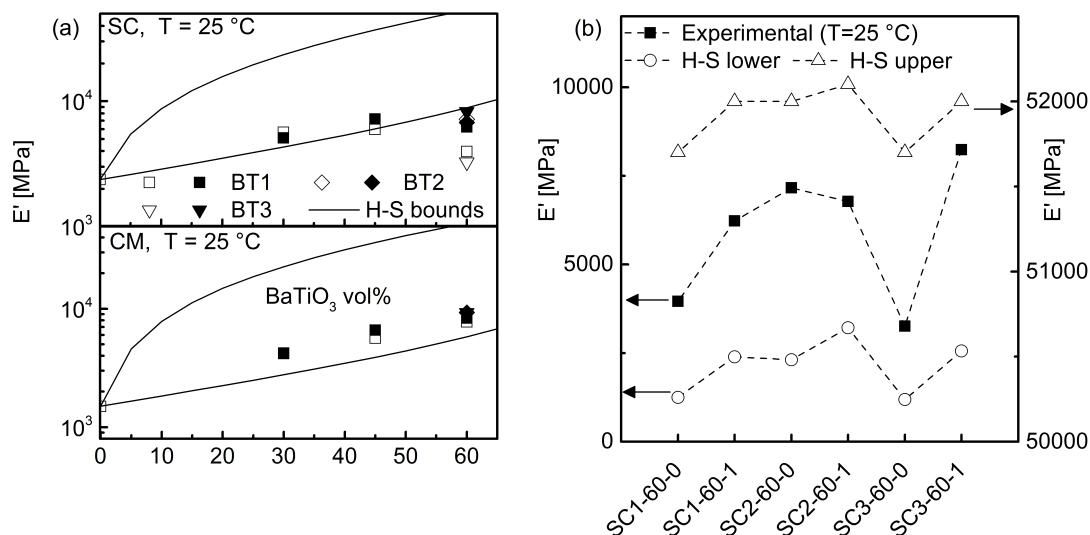


**Fig. 8 Storage modulus and  $\text{Tan } \delta$  of compression molded composites made with unmodified  $\text{BaTiO}_3$  and  $\text{BaTiO}_3$  modified with 1% silane**

The storage modulus of the compression molded films showed two small inflections corresponding to the  $\beta$ -relaxation and  $\alpha$ -relaxation, and two steep drops corresponding to the Curie transition and melting. The storage modulus increased with increasing  $\text{BaTiO}_3$  content, following a similar trend as the H-S lower bound. No significant differences between the composites made with untreated BT1 and their counterparts made with functionalized BT1 were detected. Only the CM1-60-1 composite failed around 110 °C under the small strain applied, however the reason for this is not fully understood as no other compression molded samples made with modified powder failed

before the melting point of the matrix. On the other hand, the compression molded composites containing unmodified BT2 and BT3 were too fragile and it was not possible to obtain proper samples to be tested by DMA. When modified BT2 and BT3 powders were used DMA tests could be performed and their storage moduli were similar to that obtained with modified BT1 powder.

For the solvent cast films, the  $\tan\delta$  values were generally higher for the composites than for the pure polymer, and the composites made with untreated ceramic particles had higher  $\tan\delta$  values than their homologues made with treated particles. For the compression molded materials the  $\tan\delta$  values of the composites, both with unmodified and silane treated particles, were similar or lower than those of the polymer, as it would be expected. Generally, the  $\tan\delta$  curves of P(VDF-TrFE) show three transitions in the temperature range explored, before the melting point. At the lower temperature, the  $\beta$ -relaxation peak is usually attributed to segmental motions in the amorphous phase (glass transition) [43-45], although recently some authors proposed a contribution by domain walls and defects in crystalline phase [46, 47]. In the region between 0 °C and 100 °C a second relaxation process appears, indicated as  $\alpha$ -relaxation, the nature of which has not been fully clarified yet [48-50]. Finally, a peak just before the steep increase due to the melting corresponds to the Curie transition of P(VDF-TrFE). The  $\beta$ -relaxation peak was well defined in the  $\tan\delta$  curves of all SC and CM materials, and its intensity decreased with decreasing polymer volume fraction. The peak maximum shifted at lower temperatures with increasing volume fractions of BaTiO<sub>3</sub>. The  $\alpha$ -relaxation, that appeared for SC0 as a broad and not well-defined peak around 50 °C, and for CM0 as a better-defined peak at about 20 °C, either had lower intensity and shifted to lower temperatures or completely disappeared in the composites. Given the uncertainty on the nature of this peak it is difficult to make hypotheses about the reasons for this shift. No trends however appeared for both the  $\beta$ - and  $\alpha$ -relaxations when comparing unmodified and modified powders.



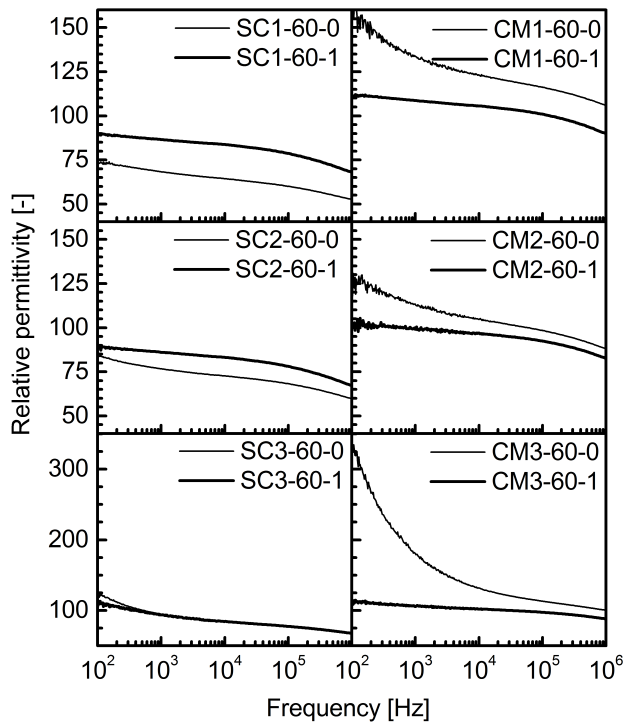
**Fig. 9 (a) Storage modulus at 25 °C of solvent cast and compression molded composites made with unmodified  $\text{BaTiO}_3$  (empty symbols) and  $\text{BaTiO}_3$  modified with 1% silane (filled symbols), and Hashin-Shtrikman (H-S) upper and lower bounds; (b) Storage modulus at 25 °C of solvent cast materials with 60 vol %  $\text{BaTiO}_3$ , and the corresponding H-S bounds calculated taking into account porosity (lines are just a guide for the eye)**

### *Dielectric properties*

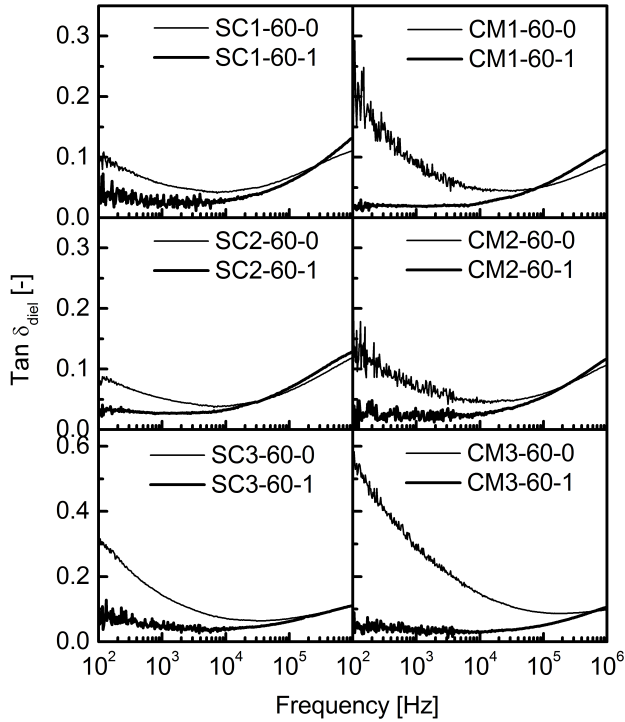
The relative permittivity and the dielectric loss tangent ( $\tan\delta_{diel}$ ) of all the solvent cast and compression molded composites filled with 60 vol%  $\text{BaTiO}_3$  are shown as a function of frequency in Figs. 10 and 11. For all solvent cast and compression molded composites made with untreated BT1, BT2 and BT3 powders the relative permittivity showed a steeper decrease with frequency in the  $10^2$  to  $10^4$  Hz range than for the composites made with modified powders. A similar effect appeared also for dopamine treated PVDF/ $\text{BaTiO}_3$  composites [33]. For BT1 and BT2 solvent cast composites the surface modification of the powder led to an increase of the permittivity of the order of 10 – 20 %, from about 65 and 70 at  $10^4$  Hz, for composites made with unmodified BT1 and BT2 respectively, to about 85 at  $10^4$  Hz for the modified powders, while for BT3 no difference was detected above  $10^4$  Hz, with values close to 80 both for untreated and silylated powder. For the compression molded materials the composites made with untreated powders showed higher permittivity than the ones made with surface modified powders. Particularly the permittivity of CM3-60-0 started at a very high value, above 300 at  $10^2$  Hz, and then decreased steeply to about 120 for frequencies above  $10^5$  Hz. This result is in line with that obtained by Dang et al. for PVDF/ $\text{BaTiO}_3$  composites

with similarly sized BaTiO<sub>3</sub> particles [51]. When surface modified BT3 was used, the permittivity value showed very little frequency dependency, at values close to 100 in the entire range of frequencies tested.

With the exception of the composites made with untreated BT3 powder, the  $\tan\delta_{diel}$  was lower than 0.2 in the entire frequency range explored for all the solvent cast and compression molded composites containing 60 vol% BaTiO<sub>3</sub>. In all cases the composites made with modified powders showed greatly reduced losses in the low frequency range ( $\tan\delta_{diel} \leq 0.05$  below  $5 \times 10^4$  Hz) with respect to their homologues made with untreated powders.



**Fig. 10** Relative permittivity of solvent cast and compression molded composites with 60% BaTiO<sub>3</sub>, unmodified and modified with 1% silane



**Fig. 11 Dielectric loss tangents of solvent cast and compression molded composites with 60% BaTiO<sub>3</sub>, unmodified and modified with 1% silane**

## Discussion

BaTiO<sub>3</sub> is known to have a very high surface energy [52], at least one order of magnitude higher than MEK and P(VDF-TrFE). Therefore during the fabrication process of the P(VDF-TrFE)/BaTiO<sub>3</sub> composites the pristine BaTiO<sub>3</sub> particles have a high tendency to agglomeration. The surface modification with APTES, lowering the surface energy of the BaTiO<sub>3</sub> reduces the occurrence of large aggregates and promotes a better dispersion of the particles in the composite materials. The better compatibility between the polymer and the modified particles also led to a reduction of the porosity of the solvent cast composites with high ceramic volume fractions. The enhanced matrix-filler adhesion observed by SEM for the composites made with surface modified particles may be explained by the formation of hydrogen bonds between the F atoms on the polymer chain and the H atoms of the amino group of the silane [25]. On the other hand, the crystalline structure of the BaTiO<sub>3</sub> particles in the composites, examined by XRD, did not show differences due to the surface modification, and the dynamic scanning calorimetry results suggest that the crystalline structure and the degree of

crystallinity of the polymer matrix were more influenced by the small fluctuations in the processing conditions than by the surface properties of the BaTiO<sub>3</sub> particles. Therefore the increase of the storage modulus and the decrease of  $\tan\delta$  for the SC composites containing 60 vol% BT1 and BT3 upon surface modification may be attributed mostly to decreased porosity and better dispersion of the particles. On the other hand, for SC composites containing BT2, as the dispersion state and porosity were not substantially improved by surface modification, the viscoelastic properties were not significantly affected.

The effect of surface modification on the dielectric properties was complex and can only partially be explained on the basis of the available data. The high permittivity and  $\tan\delta_{diel}$  at low frequencies showed by the composites made with untreated particles may be attributed to Maxell-Wagner-Sillars (MWS) polarization at the polymer-ceramic interface as discussed also by Dang et al. for PVDF/BaTiO<sub>3</sub> nanocomposites [51]. For the composites made with silane treated particles the frequency dependency of the permittivity below 10<sup>5</sup> Hz is suppressed, indicating that the presence of the silane layer around the ceramic particles modifies the charge distribution at the interface decreasing the MWS effects.

Lower porosity resulting from BaTiO<sub>3</sub> surface modification contributes to increasing the permittivity and reducing the dielectric losses. This is an evident effect for the solvent cast composites containing BT1. However other factors, which may act in the same or opposite direction, must concur to the resulting permittivity. In fact, for the BT3 solvent cast composites, although a lower porosity would be inferred from the SEM observations, the density measurements and the increase in storage modulus upon modification of the powder, no significant difference in permittivity could be detected above 1 kHz. Moreover, for the compression molded composites, for which no differences in morphology or mechanical properties could be detected with powder surface modification, the permittivity was found to decrease, while the  $\tan\delta_{diel}$  still became lower when surface modified powders were used. Beier *et al.* found that the dielectric constant of BaTiO<sub>3</sub> particles was lower when they were modified with *n*-hexylphosphonic acid [53]. A similar effect might give a negative contribution to the resulting permittivity of the composites upon modification of BaTiO<sub>3</sub> with APTES. On the other hand, for the composites containing BT2 no substantial differences in porosity

or aggregation could be observed by SEM or based on the mechanical properties, yet the permittivity increased and the losses decreased, when surface modified particles were used. The reason for this behavior is unclear.

Although several questions still remain open, a potential for the improvement of both the mechanical and dielectric properties through surface modification of the ceramic particles clearly appeared from these results, particularly in the case of solvent cast composites, and further work is underway to assess the effect on the piezoelectric response.

### **Conclusions.**

Three BaTiO<sub>3</sub> powders, two micron sized and one sub-micron sized, were surface modified with (3-aminopropyl) triethoxy silane, and solvent cast and compression molded composites with volume fractions of unmodified and modified ceramic up to 60% were fabricated and characterized.

Particle surface modification was found to be effective for improving the dispersion of the ceramic in the matrix, reducing the particle aggregates and promoting the compatibility and adhesion of the P(VDF-TrFE) matrix to the filler, while not affecting the crystalline structure of the ceramic particles and the crystallinity of the polymer matrix. The effect of the surface modification of BaTiO<sub>3</sub> was more pronounced for the solvent cast composites. The storage modulus and relative permittivity of the composites containing 60 vol% BaTiO<sub>3</sub> were higher or similar, while both the viscoelastic and dielectric losses were lower, when surface modified particles were used. For the compression molded composites, the viscoelastic properties were not substantially affected, while both the permittivity and the dielectric losses slightly decreased upon surface modification of the ceramic particles. For all composites the marked frequency dependency of relative permittivity below 10<sup>4</sup> Hz was suppressed by surface modification of the ceramics, obtaining a relatively constant value of in the 10<sup>2</sup> – 10<sup>5</sup> Hz range.

### **Acknowledgements**

The authors would like to thank the Swiss National Science Foundation for funding in the framework of the Marie Heim-Vögtlin and Nano-Tera programs, and Solvay Solexis

SpA for kindly providing the P(VDF-TrFE) and for fruitful discussion. Dr Li Jin, Felix Lindström and Arthur Aebersold are acknowledged for technical support, and the Powder Technology Laboratory (EPFL) and the Interdisciplinary Centre for Electron Microscopy (EPFL) for use of their equipment.

## References

- [1] Lovinger AJ (1983) Ferroelectric polymers, *Science* 220: 1115-1121.
- [2] Dang Z-M, Yuan J-K, Zha J-W, Zhou T, Li S-T, Hu G-H (2012) Fundamentals, processes and applications of high-permittivity polymer–matrix composites, *Progr Mater Sci* 57: 660-723.
- [3] Barber P, Balasubramanian S, Anguchamy Y, et al. (2009) Polymer Composite and Nanocomposite Dielectric Materials for Pulse Power Energy Storage, *Materials* 2: 1697-1733.
- [4] Wang Q, Zhu L (2011) Polymer Nanocomposites for Electrical Energy Storage, *J Polym Sci Part B: Polym Phys* 49: 1421-1429.
- [5] Thakur VK, Tan EJ, Lin MF, Lee PS (2011) Poly(vinylidene fluoride)-graft-poly(2-hydroxyethyl methacrylate): a novel material for high energy density capacitors. *J Mater Chem* 21:3751-3759.
- [6] Thakur VK, Tan EJ, Lin MF, Lee PS (2011) Polystyrene grafted polyvinylidene fluoride copolymers with high capacitive performance. *Polym Chem* 2:2000-2009.
- [7] Thakur VK, Lin MF, Tan EJ, Lee PS (2012) Green aqueous modification of fluoropolymers for energy storage applications. *J Mater Chem* 22:5951-5959.
- [8] Chan HLW, Cheung MC, Choy CL (1999) Study on BaTiO<sub>3</sub>/P(VDF-TrFE) 0-3 composites, *Ferroelectrics* 224: 541-548.
- [9] Hsiang HI, Lin KY, Yen FS, Hwang CY (2001) Effects of particle size of BaTiO<sub>3</sub> powder on the dielectric properties of BaTiO<sub>3</sub>/polyvinylidene fluoride composites, *J Mater Sci* 36: 3809-3815.
- [10] Chanmal CV, Jog JP (2008) Dielectric relaxations in PVDF/BaTiO<sub>3</sub> nanocomposites, *eXPRESS Polym Lett* 2: 294-301.
- [11] Cheung MC, Chan HLW, Choy CL (2001) Dielectric relaxation in barium titanate/polyvinylidene fluoride-trifluoroethylene composites, *Ferroelectrics* 264: 1721-1726.
- [12] Gregorio R, Cestari M, Bernardino FE (1996) Dielectric behaviour of thin films of  $\beta$ -PVDF/PZT and  $\beta$ -PVDF/BaTiO<sub>3</sub> composites, *J Mater Sci* 31: 2925-2930.
- [13] Lin MF, Thakur VK, Tan EJ, Lee PS (2011) Dopant induced hollow BaTiO<sub>3</sub> nanostructures for application in high performance capacitors. *J Mater Chem* 21:16500-16504.
- [14] Wang QT, Jiang WL, Guan SW, Zhang YH (2013) Preparation and Dielectric Properties of AGS@CuPc/PVDF Composites, *J Inorg Organomet Polym Mater* 23: 743-750.



- [15] Kuang XW, Liu Z, Zhu H (2013) Dielectric properties of Ag@C/PVDF composites, *J Appl Polym Sci* 129: 3411-3416.
- [16] Chiolerio A, Lombardi M, Guerriero A, et al. (2013) Effect of the fabrication method on the functional properties of BaTiO<sub>3</sub>: PVDF nanocomposites, *J Mater Sci* 48: 6943-6951.
- [17] Dalle Vacche S, Oliveira F, Leterrier Y, Michaud V, Damjanovic D, Månson JAE (2012) The effect of processing conditions on the morphology, thermomechanical, dielectric, and piezoelectric properties of P(VDF-TrFE)/BaTiO<sub>3</sub> composites, *J Mater Sci* 47: 4763-4774.
- [18] Marra SP, Ramesh KT, Douglas AS (1999) The mechanical properties of lead-titanate/polymer 0-3 composites, *Compos Sci Technol* 59: 2163-2173.
- [19] Marra SP, Ramesh KT, Douglas AS (1999) The mechanical and electromechanical properties of calcium-modified lead titanate/poly(vinylidene fluoride-trifluoroethylene) 0-3 composites, *Smart Mater Struct* 8: 57-63.
- [20] Mendes SF, Costa CM, Caparros C, Sencadas V, Lanceros-Méndez S (2012) Effect of filler size and concentration on the structure and properties of poly(vinylidene fluoride)/BaTiO<sub>3</sub> nanocomposites, *J Mater Sci* 47: 1378-1388.
- [21] Lonjon A, Demont P, Dantras E, Lacabanne C (2012) Mechanical improvement of P(VDF-TrFE)/nickel nanowires conductive nanocomposites: Influence of particles aspect ratio, *J Non-Cryst Solids* 358: 236-240.
- [22] El Achaby M, Essassi EM, el KacemQaiss A (2013) Melt processing of polyvinylidene fluoride based composites containing mineral nanoparticles, *Key Eng Mater* 550: 165-170.
- [23] Osinska K, Czekaj D (2013) Thermal behavior of BST//PVDF ceramic-polymer composites, *J Therm Anal Calorim* 113: 69-76.
- [24] Muralidhar C, Pillai PKC (1989) Matrix filler interactions and its influence on barium-titanate (BaTiO<sub>3</sub>)/polyvinylidene fluoride (PVDF) composite, *Ferroelectrics* 89: 17-26.
- [25] Dang ZM, Wang HY, Xu HP (2006) Influence of silane coupling agent on morphology and dielectric property in BaTiO<sub>3</sub>/polyvinylidene fluoride composites, *Applied Physics Letters* 89: 112902
- [26] Kellarakis A, Hayrapetyan S, Ansari S, Fang J, Estevez L, Giannelis EP (2010) Clay nanocomposites based on poly(vinylidene fluoride-co-hexafluoropropylene): Structure and properties, *Polymer* 51: 469-474.
- [27] Song R, Yang D, He L (2007) Effect of surface modification of nanosilica on crystallization, thermal and mechanical properties of poly(vinylidene fluoride), *J Mater Sci* 42: 8408-8417.
- [28] Livi S, Duchet-Rumeau J, Gerard JF (2011) Tailoring of interfacial properties by ionic liquids in a fluorinated matrix based nanocomposites, *Eur Polym J* 47: 1361-1369.
- [29] Thakur VK, Yan J, Lin MF, Zhi CY, et al. (2012) Novel polymer nanocomposites from bioinspired green aqueous functionalization of BNNTs. *Polym Chem* 3:962-969.

- [30] Morel F, Bounor-Legare V, Espuche E, Persyn O, Lacroix M (2012) Surface modification of calcium carbonate nanofillers by fluoro- and alkyl-alkoxysilane: Consequences on the morphology, thermal stability and gas barrier properties of polyvinylidene fluoride nanocomposites, *Eur Polym J* 48: 919-929.
- [31] Nguyen VS, Rouxel D, Vincent B, et al. (2013) Influence of cluster size and surface functionalization of ZnO nanoparticles on the morphology, thermomechanical and piezoelectric properties of P(VDF-TrFE) nanocomposite films, *Appl Surf Sci* 279: 204-211.
- [32] Kim P, Doss NM, Tillotson JP, et al. (2009) High Energy Density Nanocomposites Based on Surface-Modified BaTiO<sub>3</sub> and a Ferroelectric Polymer, *ACS Nano* 3: 2581-2592.
- [33] Lin MF, Thakur VK, Tan EJ, Lee PS (2011) Surface functionalization of BaTiO<sub>3</sub> nanoparticles and improved electrical properties of BaTiO<sub>3</sub>/polyvinylidene fluoride composite, *RSC Adv* 1: 576-578.
- [34] Yu K, Wang H, Zhou YC, Bai YY, Niu YJ (2013) Enhanced dielectric properties of BaTiO<sub>3</sub>/poly(vinylidene fluoride) nanocomposites for energy storage applications, *J Appl Phys*, 113: 034105.
- [35] Dou XL, Liu XL, Zhang Y, Feng H, Chen JF, Du S (2009) Improved dielectric strength of barium titanate-polyvinylidene fluoride nanocomposite, *Appl Phys Lett* 95: 132904
- [36] Zhou T, Zha JW, Cui RY, Fan BH, Yuan JK, Dang ZM (2011) Improving Dielectric Properties of BaTiO<sub>3</sub>/Ferroelectric Polymer Composites by Employing Surface Hydroxylated BaTiO<sub>3</sub> Nanoparticles, *ACS Appl Mater & Interfaces* 3: 2184-2188.
- [37] Almadhoun MN, Bhansali US, Alshareef HN (2012) Nanocomposites of ferroelectric polymers with surface-hydroxylated BaTiO<sub>3</sub> nanoparticles for energy storage applications, *J Mater Chem* 22: 11196-11200.
- [38] Lin MF, Lee PS (2013) Formation of PVDF-g-HEMA/BaTiO<sub>3</sub> nanocomposites via in situ nanoparticle synthesis for high performance capacitor applications. *J Mater Chem A* 1:14455-14459.
- [39] Simoes R, Rodriguez-Perez M, De Saja J, Constantino C (2009) Tailoring the structural properties of PVDF and P(VDF-TrFE) by using natural polymers as additives, *Polym Eng Sci* 49: 2150-2157.
- [40] Tanaka H, Yukawa H, Nishi T (1988) Effect of crystallization condition on the ferroelectric phase-transition in vinylidene fluoride trifluoroethylene (VF<sub>2</sub>/F<sub>3</sub>E) copolymers, *Macromol* 21: 2469-2474.
- [41] Hashin Z, Shtrikman S (1963) A variational approach to the theory of the elastic behaviour of multiphase materials, *J Mech Phys Solids* 11: 127-140.
- [42] Gibson L, Ashby MF (1988) *Cellular Solids-Structure and Properties*. Pergamon Press, Oxford
- [43] Frübinger P, Wang FP, Gunter C, et al. (2010) Proceedings of the 2010 IEEE International Conference on Solid Dielectrics (ICSD 2010), University of Potsdam, Potsdam, Germany

- [44] Linares A, Acosta JL (1997) Tensile and dynamic mechanical behaviour of polymer blends based on PVDF, *Eur Polym J* 33: 467-473.
- [45] Sencadas V, Lanceros-Mendez S, Mano JF (2004) Characterization of poled and non-poled beta-PVDF films using thermal analysis techniques, *Thermochim Acta* 424: 201-207.
- [46] Zhang SH, Klein RJ, Ren KL, et al. (2006) Normal ferroelectric to ferroelectric relaxor conversion in fluorinated polymers and the relaxor dynamics, *J Mater Sci* 41: 271-280.
- [47] Omote K, Ohigashi H, Koga K (1997) Temperature dependence of elastic, dielectric, and piezoelectric properties of "single crystalline" films of vinylidene fluoride trifluoroethylene copolymer, *J Appl Phys* 81: 2760-2769.
- [48] Parry EJ, Tabor D (1973) Effect of hydrostatic pressure and temperature on mechanical loss properties of polymers. 2. Halogen polymers, *Polymer* 14: 623-627.
- [49] Yagi T, Tatemoto M, Sako J (1980) Transition behavior and dielectric-properties in trifluoroethylene and vinylidene fluoride co-polymers, *Polym. J.* 12: 209-223.
- [50] Sencadas V, Lanceros-Méndez S, Mano JF (2006) Thermal characterization of a vinylidene fluoride-trifluoroethylene (75-25) (%mol) copolymer film, *J Non-Cryst Solids* 352: 5376-5381.
- [51] Dang ZM, Xu HP, Wang HY (2007) Significantly enhanced low-frequency dielectric permittivity in the BaTiO<sub>3</sub>/poly(vinylidene fluoride) nanocomposite, *Appl Phys Lett* 90: 012901.
- [52] Cohen RE (2007) Theory of Ferroelectrics: A vision for the next decade and beyond. In: Gonzalo JA, Jiménez B (eds) *Ferroelectricity*. Wiley-VCH Verlag GmbH & Co. KGaA, Weinheim, pp 139-154.
- [53] Beier CW, Cuevas MA, Brutchey RL (2010) Effect of Surface Modification on the Dielectric Properties of BaTiO<sub>3</sub> Nanocrystals, *Langmuir* 26: 5067-5071.